

# **PRICE LIST 2021** INT (EN)

POINT OF SALE PRICE LIST  
VALID FROM 01-01-2021  
EXCL. VAT / EXCL. TRANSPORT

**Architectural  
Fire  
Places**

*Metalfire*





## **WOOD**

- 3 ULTIME D
- 13 CITIZEN
- 19 UNIVERSAL

## **GAS**

- 29 AVENUE *plus*/AVENUE
- 57 METALOTERM UK
- 67 METALOTERM US
- 79 URBAN

## **MADE-TO-MEASURE**

- 87 **CUSTOM MADE**

## **ACCESSORIES**

- 92 AIRBOX
- 94 METALFORMS

## **AFTER SALES**

- 98 SERVICEBOX

*Metalfire*

**TAKING OUR  
MADE TO  
MEASURE  
FIREPLACES TO  
THE NEXT LEVEL**





## THE FIREPLACE AS A **DESIGN PRODUCT**

Beauty defines strategy at Metalfire. From entirely made-to-measure fireplaces to standard models, beauty and simplicity are always at the heart of our work.

Then again, you can never separate beauty from its context. That's why here at Metalfire we design our fireplaces to be compatible with any interior. Then, with the skilled hands of our craftsmen, the designer's vision is expertly translated into either a made-to-measure fireplace or an adaptation of a standard model.


In the end, through the combined skills of our designers and craftsmen, our fireplaces remain not just functional but true design products of beauty, elegance and outstanding performance.

“BEAUTY  
DEFINES  
**OUR**  
**STRATEGY”**

# DEAR PARTNER,

Our price list not only performs the role of an informative document, but also acts as a valuable sales tool which we believe will be fundamental to your sales process.

**MADE-TO-  
MEASURE  
IS OUR  
COMPETENCE**





# WOOD

3 ULTIME  
13 CITIZEN  
19 UNIVERSAL

*Metalfire*





# WOOD FIREPLACE WITH SLIDING DOOR ULTIME Dynamic Combustion



The ULTIME collection is only available in standard dimensions.  
The basic version includes the interior finish 'ORIGINAL'  
(vertical ribbed cast-iron). More interior finishes available on request.

## DELIVERY PERIODS

**FIREPLACE:** 2 weeks from order confirmation

**FIREPLACE + FINISHING FRAME:** 3 to 4 weeks from order confirmation

**FIREPLACE + CONCEPT 001/002/003/004/...** 5 to 6 weeks from order confirmation

**FIREPLACE + MADE-TO-MEASURE CONCEPT:** 8 to 10 weeks from order confirmation

## DYNAMIC COMBUSTION – SPECIFICATIONS AND USE

- > closed wood fireplace with high efficiency +80%
- > sliding/lifting glass door
- > dynamic combustion system with primary, secondary and tertiary air supply
- > **room air-independent** (except for ULTIME C MF 1300-50 WHE 1S)
- > direct fresh air supply connection is compulsory
- > **suitable for**
  - conversions/renovations
  - new homes with ventilation type A/B/C/D
- > less suitable for passive homes



## KEY TERMS

### MF 600-50 WHE 1S, 2S L/R, 3S

**600-50** width **60** x height **50** cm fireplace/combustion opening  
(see technical specifications for exact dimensions)

**MF** MetalFire

**WHE** Wood High Efficiency

**1S** 1 Side open (front model)

**2S L/R** 2 Sides open (corner model), Left side open, Right side open

**3S** 3 Sides open (3-sided open model)

### CO 001 ULT

**CO** CONCEPT

**ULT** ULTIME

## WARRANTY TERMS

5 year guarantee for the general structure of the appliance.

1 year guarantee for the following wearing parts: vertical ribbed cast iron panels and combustion grate.  
No guarantee for glass. (The breakage of ceramic glass is under no circumstances covered by the manufacturer's guarantee, but rather by an all-risk home policy).


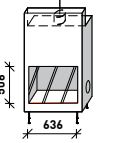
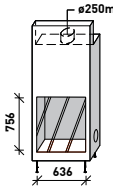
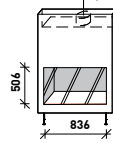
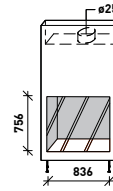
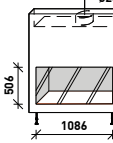
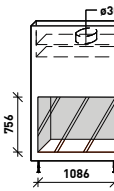


















Spare parts are delivered free of charge within the guarantee period.

Any services provided outside of the guarantee period will result in an excess charge levied to cover material/work costs and travel expenses.

**All ULTIME D fireplaces + model ULTIME C MF 1300-50 WHE 1S are CE inspected and comply with EN 13229 standard.**




**All ULTIME fireplaces are 100% produced and assembled in Belgium.**

**FIREPLACES**


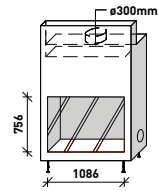



	H 50 cm	H 75 cm	H 50 cm	H 75 cm	H 50 cm	H 75 cm
<b>FRONT</b> 						
	MF 600-50 WHE 1S	MF 600-75 WHE 1S	MF 800-50 WHE 1S	MF 800-75 WHE 1S	MF 1050-50 WHE 1S	MF 1050-75 WHE 1S
ORIGINAL FINISH	3.914 €	4.478 €	4.841 €	5.099 €	5.305 €	5.923 €
ROUND FINISH	on request	on request	on request	on request	on request	on request
TRIANGLE FINISH	on request	on request	on request	on request	on request	on request
ASH PAN & COMBUSTION GRATE	Included	Included	Included	Included	Included	Included
POWER (output range)*	8-13,8* kW	12-18,8* kW	10-16,6* kW	14-21,2* kW	12-19,4* kW	15-23,5* kW
EFFICIENCY (power rated efficiency)	80%	80%	80%	80%	80%	81%
CO-EMISSION	0,09%	0,07%	0,07%	0,08%	0,06%	0,08%
FINE DUST EMISSION	33 mg/Nm <sup>3</sup>	20 mg/Nm <sup>3</sup>	32 mg/Nm <sup>3</sup>	30 mg/Nm <sup>3</sup>	30 mg/Nm <sup>3</sup>	40 mg/Nm <sup>3</sup>
ECOLABEL EU						
defra UK						
ARIA PULITA IT						

From 2021, front models will be delivered as standard with a new door frame instead of screening

**INTERIOR FINISH FIREPLACES**

<b>ORIGINAL FINISH</b>	<b>ROUND FINISH</b>	<b>TRIANGLE FINISH</b>
		
Vertical ribbed cast iron panels (20 mm)	Vertically rounded cast iron (20mm)	Vertically serrated cast iron (20mm)

Metalfire\* preserves the right to modify specifications and prices without previous notice and is not liable for printing errors

	H 75 cm
<b>BRICK - FRONT</b> 	
	MF 1050-75 WHE 1S brick
DEEPEENED INTERIOR	5.750 €
ASH PAN & COMBUSTION GRATE	Included
POWER (output range)*	15-23,5* kW
EFFICIENCY (power rated efficiency)	81%
CO-EMISSION	0,08%
FINE DUST EMISSION	40 mg/Nm <sup>3</sup>
ECOLABEL EU	
defra UK	
ARIA POLITA IT	

▲ Masonry not included

FIREPLACES

	H 50 cm	H 50 cm
<b>2-SIDED</b>		
	<b>MF 800-50 WHE 2S L/R V20</b>	<b>MF 1050-50 WHE 2S L/R V20</b>
ORIGINAL FINISH	6.644 €	7.159 €
ROUND FINISH	on request	on request
TRIANGLE FINISH	on request	on request
ASH PAN & COMBUSTION GRATE	309 €	309 €
POWER (output range)*	16,1*kW	19,8*kW
EFFICIENCY (power rated efficiency)	82%	84%
CO-EMISSION	0,061%	0,072%
FINE DUST EMISSION	24 mg/Nm <sup>3</sup>	30 mg/Nm <sup>3</sup>
ECOLABEL EU		
UK		
ARIA PULITA  IT		


	H 50 cm	H 50 cm
<b>3-SIDED</b>		
	<b>MF 800-50 WHE 3S V20</b>	<b>MF 1050-50 WHE 3S V20</b>
ORIGINAL FINISH	7.056 €	7.545 €
ROUND FINISH	on request	on request
TRIANGLE FINISH	on request	on request
ASH PAN & COMBUSTION GRATE	309 €	309 €
POWER (output range)*	16,1*kW	19,8*kW
EFFICIENCY (power rated efficiency)	82%	84%
CO-EMISSION	0,061%	0,072%
FINE DUST EMISSION	24 mg/Nm <sup>3</sup>	30 mg/Nm <sup>3</sup>
ECOLABEL EU		
UK		
ARIA PULITA  IT		

	H 50 cm
<b>ULTIME C</b>	
	<b>MF 1300-50 WHE 1S</b>
ORIGINAL FINISH	5.377 €
ROUND FINISH	on request
TRIANGLE FINISH	on request
ASH PAN & COMBUSTION GRATE	Included
POWER (output range)*	19-27 kW
EFFICIENCY (power rated efficiency)	78%
CO-EMISSION	0,10%
FINE DUST EMISSION	26 mg/Nm <sup>3</sup>
ECOLABEL EU	
UK	
ARIA PULITA  IT	

■ model ULTIME C 1300-50 WHE 1S is non room air-independent

INTERIOR FINISH FIREPLACES

ORIGINAL FINISH



Vertical ribbed cast iron panels (20 mm)

ROUND INTERIEUR



Vertically rounded cast iron (20mm)

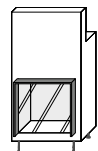
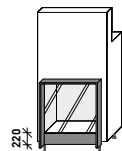
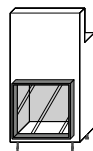


TRIANGLE INTERIEUR

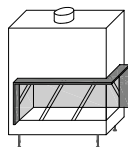
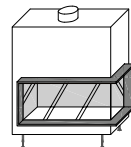


Vertically serrated cast iron (20mm)

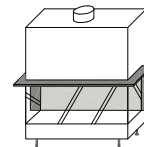
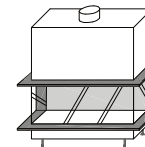


**FIREPLACE OPTIONS****FINISHING FRAMES**SPECIFICATIONS  
steel 90 x 10 mm**FRONT****3-SIDED****3-SIDED + PLINTH****4-SIDED**

MF 600-50 WHE 1S	<b>577 €</b>	<b>726 €</b>	<b>670 €</b>
MF 600-75 WHE 1S	<b>587 €</b>	<b>736 €</b>	<b>680 €</b>
MF 800-50 WHE 1S	<b>587 €</b>	<b>736 €</b>	<b>680 €</b>
MF 800-75 WHE 1S	<b>597 €</b>	<b>747 €</b>	<b>690 €</b>
MF 1050-50 WHE 1S	<b>597 €</b>	<b>747 €</b>	<b>690 €</b>
MF 1050-75 WHE 1S	<b>608 €</b>	<b>803 €</b>	<b>700 €</b>
ULTIME C MF 1300-50 WHE 1S	<b>608 €</b>	<b>803 €</b>	<b>700 €</b>

SPECIFICATIONS  
steel 90 x 10 mm**2-SIDED****4-SIDED****6-SIDED**

MF 800-50 WHE 2S L/R	<b>680 €</b>	<b>762 €</b>
MF 1050-50 WHE 2S L/R	<b>690 €</b>	<b>773 €</b>

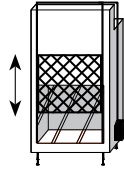
SPECIFICATIONS  
steel 90 x 10 mm**3-SIDED****5-SIDED****8-SIDED**

MF 800-50 WHE 3S	<b>742 €</b>	<b>886 €</b>
MF 1050-50 WHE 3S	<b>752 €</b>	<b>906 €</b>

the **FINISHING FRAMES** are also available in varying sizes and specifications. Price provided upon request by email at [calculation@metalfire.eu](mailto:calculation@metalfire.eu)

**OPTIONAL SLIDING SPARK SCREEN in black wire mesh**

FRONT

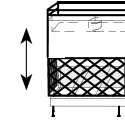


the optional sliding spark screen is mounted in front of the ULTIME fireplace, adding depth to the front, and width to the left OR right side (to specify at order)

MF 600-50 WHE 1S	<b>809 €</b>
MF 600-75 WHE 1S	<b>965 €</b>
MF 800-50 WHE 1S	<b>913 €</b>
MF 800-75 WHE 1S	<b>1.122 €</b>
MF 1050-50 WHE 1S	<b>1.044 €</b>
MF 1050-75 WHE 1S	<b>1.318 €</b>
ULTIME C MF 1300-50 WHE 1S	<b>1.174 €</b>

**OPTIONAL SLIDING SPARK SCREEN in black wire mesh**

3-SIDED

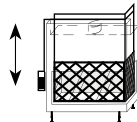


the optional sliding spark screen is mounted in front of the ULTIME fireplace, adding depth to the front, and width to the left OR right side (to specify at order)

MF 800-50 WHE 3S V20	<b>1.474 €</b>
MF 1050-50 WHE 3S V20	<b>1.660 €</b>

**OPTIONAL SLIDING SPARK SCREEN in black wire mesh**

2-SIDED



the optional sliding spark screen is mounted in front of the ULTIME fireplace, adding depth to the front, and width to the left OR right side (to specify at order)

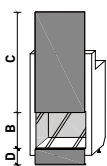
MF 800-50 WHE 2S V20	<b>1.166 €</b>
MF 1050-50 WHE 2S V20	<b>1.324 €</b>

**CONCEPTS** ( A=width combustion opening B=height combustion opening C=steel plate extension horizontal/vertical D=height plinth E=width niche )

**FRONT**

**CUSTOM MADE**

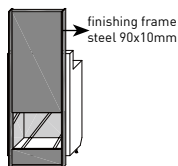
**PRICE ON REQUEST**



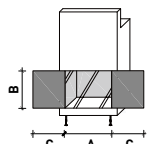
B = 50/75 cm C = 193/168 cm D = 25 cm

**CO 001 ULT**

WITHOUT FINISHING FRAME



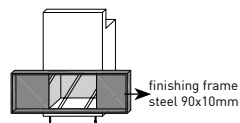
WITH FINISHING FRAME



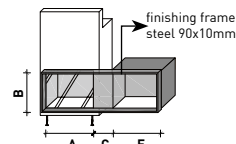
B = 50/75 cm C = 50 cm

**CO 002 ULT**

WITHOUT FINISHING FRAME

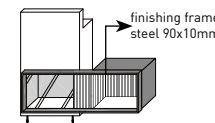


WITH FINISHING FRAME



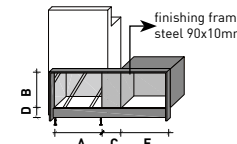
B = 50/75 cm C = 30 cm

**CO 003 ULT**



STANDARD FINISH  
ORIGINAL FINISH  
ROUND FINISH  
TRIANGLE FINISH

(ALWAYS WITH FINISHING FRAME)



B = 50/75 cm C = 30 cm D = 22 cm

**CO 004 ULT**

STANDARD FINISH  
ORIGINAL FINISH  
ROUND FINISH  
TRIANGLE FINISH

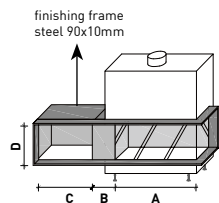
(ALWAYS WITH FINISHING FRAME)

**CO 001 ULT** corresponds to a height of 265 cm

**CONCEPT CO 001, CO 002, CO 003 and CO 004** are also available in other dimensions. Price provided on request via [calculation@metalfire.eu](mailto:calculation@metalfire.eu). See MADE-TO-MEASURE p. 87

**CUSTOM MADE**

**PRICE ON REQUEST**

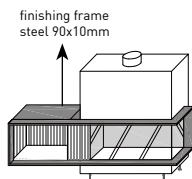


B = 30 cm C = 60 cm D = 50 cm

**CO 003 ULT**

STANDARD FINISH  
ORIGINAL FINISH  
ROUND FINISH  
TRIANGLE FINISH

INCLUSIVE FINISHING FRAME steel 90 x 10 mm

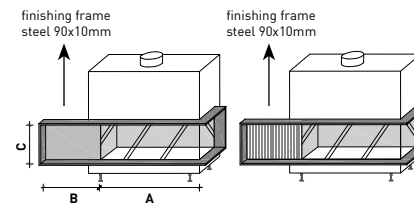


B = 30 cm C = 60 cm D = 50 cm E = 22 cm

**CO 004 ULT**

STANDARD FINISH  
ORIGINAL FINISH  
ROUND FINISH  
TRIANGLE FINISH

INCLUSIVE FINISHING FRAME steel 90 x 10 mm



B = 60 cm C = 50 cm

**CO 005 ULT**

STANDARD FINISH  
ORIGINAL FINISH  
ROUND FINISH  
TRIANGLE FINISH

INCLUSIVE FINISHING FRAME steel 90 x 10 mm

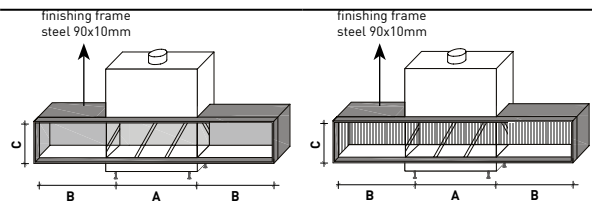
**CONCEPT CO 003, CO 004 and CO 005** are also available in other dimensions. Price provided on request via [calculation@metalfire.eu](mailto:calculation@metalfire.eu). See MADE-TO-MEASURE p. 87

**CONCEPTS**

3-SIDED

CUSTOM MADE

PRICE ON REQUEST



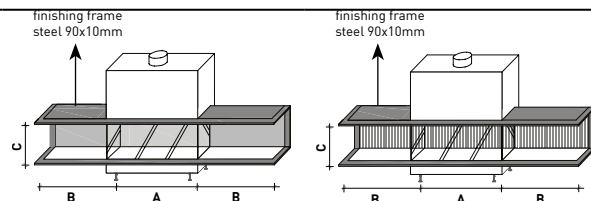
B = 80 cm C = 50 cm

**CO 006 ULT**

STANDARD FINISH  
ORIGINAL FINISH  
ROUND FINISH  
TRIANGLE FINISH



**INCLUSIVE FINISHING FRAME steel 90 x 10 mm**



B = 80 cm C = 50 cm

**CO 007 ULT**

STANDARD FINISH  
ORIGINAL FINISH  
ROUND FINISH  
TRIANGLE FINISH



**INCLUSIVE FINISHING FRAME steel 90 x 10 mm**

CONCEPT CO 006 and CO 007 are also available in other dimensions. Price provided on request via calculation@metalfire.eu. See MADE-TO-MEASURE p. 87


**INTERIOR FINISH CONCEPTS MADE-TO-MEASURE**

STANDARD FINISH



Flat steel plate (3 mm)

ORIGINAL FINISH



Vertical ribbed cast iron panels (20 mm)

ROUND FINISH



Vertically rounded cast iron (20mm)

AVAILABLE SOON

TRIANGLE FINISH

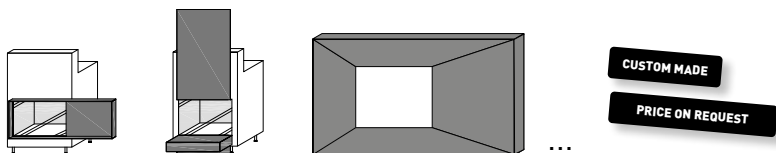


Vertically serrated cast iron (20mm)

AVAILABLE SOON

## CONCEPTS

**CONCEPTS MADE-TO-MEASURE:** other concepts, extensions, wood niches, shelves, floor plates, ... are also available made-to measure. For prices, please send your plan/draft/design to [calculation@metalfire.eu](mailto:calculation@metalfire.eu). See MADE-TO-MEASURE p. 87



## INTERIOR FINISH CONCEPTS MADE-TO-MEASURE

### STANDARD FINISH



Flat steel plate (3 mm)

### ORIGINAL FINISH



Vertical ribbed cast iron panels (20 mm)

### ROUND FINISH



Vertically rounded cast iron (20mm)

### TRIANGLE FINISH



Vertically serrated cast iron (20mm)

## OPTIONS FOR VENTILATION & FLUE

### OPTIONS FOR VENTILATION


AIRBOX-convection set (2x Airboxlight, 1x Airboxdoor, 5m flexible, 4x locking band, 1 mechanical fresh air valve Ø150mm) **589 €**

DOUBLE AIRBOX-convection set (4x Airboxlight, 2x Airboxdoor, 2x 5m flexible, 8x locking band, 1 mechanical fresh air valve Ø150mm) **1.098 €**

MADE-TO-MEASURE CONVECTION AIR SLOT + MOUNTING BRACKET(S)  
The method of mounting (wall, ceiling,...) and dimensions for the wall bracket(s) must be specified with the order.

For prices, please send your plan/draft/design to [calculation@metalfire.eu](mailto:calculation@metalfire.eu)

**CUSTOM MADE**



**on request**

Built-in fan incl. speed control

**only available for ULTIME C MF 1300-50 WHS 1S**



**428 €**

### OPTIONS FOR FLUE

#### FLUE GAS FAN



**RSV12** flue gas fan (ver. outlet) with digital speed controller and temperature sensor **EFC18** + safety switch + connection plate (anti-vibration) **2.255 €**

**RS12** flue gas fan (hor. outlet) with digital speed controller and temperature sensor **EFC18** + safety switch + connection plate (anti-vibration) **1.893 €**

**RSHT12** flue gas fan (hor. outlet - high temperature) with digital speed controller and temperature sensor **EFC18** + safety switch + connection plate (anti-vibration) **2.255 €**

**RSV12** flue gas fan (ver. outlet) with wireless smart controller **Xzense** + safety switch + connection plate (anti-vibration) **2.855 €**

**RS12** flue gas fan (hor. outlet) with wireless smart controller **Xzense** + safety switch + connection plate (anti-vibration) **2.494 €**

**RSHT12** flue gas fan (hor. outlet - high temperature) with wireless smart controller **Xzense** + safety switch + connection plate (anti-vibration) **2.855 €**



## ACCESSORIES

BBQ Grill + bracket in Stainless steel



width 60 cm **628 €**

width 80 cm **675 €**

## CLEANING PRODUCTS + SPARE PARTS

Teflon spray for door guide system 125 ml (1 item) **47 €**

Heat resistant paint/spray, Black 601, 400 ml (12 item box) **247 €**

Cold handle/door key **16 €**

Cast iron fire grate (only available for fireplaces 1S – FRONT-fireplaces) **57 €/p**

Door rope seal MF 600-50 WHE 1S **13 €**

MF 600-75 WHE 1S **13 €**

MF 800-50 WHE 1S **17 €**

MF 800-75 WHE 1S **17 €**

MF 1050-50 WHE 1S **22 €**

MF 1050-75 WHE 1S **22 €**

MF 800-50 WHE 2S L/R **25 €**

MF 1050-50 WHE 2S L/R **31 €**

MF 800-50 WHE 3S **33 €**

MF 1050-50 WHE 3S **38 €**

ULTIME C MF 1300-50 WHE 1S **27 €**

Glass door panel (door frame included) MF 600-50 WHE 1S **456 €**

MF 600-75 WHE 1S **582 €**

MF 800-50 WHE 1S **541 €**

MF 800-75 WHE 1S **708 €**

MF 1050-50 WHE 1S **646 €**

MF 1050-75 WHE 1S **864 €**

Glass door panel (door frame not included) MF 800-50 WHE 2S L/R **536 €**

MF 1050-50 WHE 2S L/R **814 €**

MF 800-50 WHE 3S **783 €**

MF 1050-50 WHE 3S **933 €**

ULTIME C MF 1300-50 WHE 1S **272 €**

## FIRST AID

### CUSTOMER SUPPORT

The customer service department is at the heart of our after-sales service. You can direct all your questions here. If necessary, they will refer you to the most appropriate person.

+32 (0)9 261 51 95

### CALCULATIONS

In addition to the equipment price and standard design concepts which you will find noted in this price list, you can also contact our calculation service. Our calculations department will help you with your offers for both made to measure equipment and for the design of made to measure fireplaces.

+32 (0)9 261 51 92 — [calculation@metalfire.eu](mailto:calculation@metalfire.eu)

### ORDERS

This department centralizes and manages orders. Incoming orders are included in the production schedule. You will then receive an order confirmation with a specific delivery timescale. This department is also available for product status updates.

+32 (0)9 261 51 95 — [order@metalfire.eu](mailto:order@metalfire.eu)

### PROJECT ENGINEERING

All made to measure components are designed by our project engineers. These 3D drawings are then sent to the customer for confirmation. After confirmation, these primary designs are turned into finalised production drawings.

+32 (0)9 261 51 99 — [robby.viaene@metalfire.eu](mailto:robby.viaene@metalfire.eu) - [kristof.de.groote@metalfire.eu](mailto:kristof.de.groote@metalfire.eu)

### AFTER SALES SUPPORT

For technical questions after placement, service and any call outs, you can contact our customer service department.

+32 (0)9 261 53 08 — [service@metalfire.eu](mailto:service@metalfire.eu)

### MARKETING

Our marketing department is able to provide you with photographic material, logos etc. They can also help you with explanations on participation in fairs, advertisements, applications for POS material and lettering for company vehicles.

— [marketing@metalfire.eu](mailto:marketing@metalfire.eu)

### FINANCE

You can go to our finance department for questions regarding payments and invoicing.

— [finance@metalfire.eu](mailto:finance@metalfire.eu)

### SUPPORT

You can contact our technical & sales support for any advice or questions surrounding the technicality of the product before placing your order. This can range from monitoring your information plan to information on the flue, dimensions and specifics of our models

— [support@metalfire.eu](mailto:support@metalfire.eu)

## TECHNICAL DRAWINGS

All drawings for ULTIME D fireplaces can be downloaded in PDF, DWG, BIM and STEP (3D) format from [www.metalfire.eu](http://www.metalfire.eu). Drawings for made to measure parts are made after the order, before final production and will be presented for approval at least 4 weeks before delivery.



# WOOD CLOSED FIREPLACE WITH SIDE-HINGED DOOR CITIZEN

The CITIZEN collection is only available in standard dimensions.  
The basic version includes the interior finish ORIGINAL  
(vertical ribbed cast-iron). More interior finishes available on request.

## DELIVERY PERIODS

**FIREPLACE:** 2 weeks from order confirmation

**FIREPLACE + FINISHING FRAME:** 3 to 4 weeks from order confirmation

**FIREPLACE + CONCEPT 001/002/003/004/...** 5 to 6 weeks from order confirmation

**FIREPLACE + MADE-TO-MEASURE CONCEPT:** 8 to 10 weeks from order confirmation

## SPECIFICATIONS AND USE

- > closed wood fireplace with high efficiency +78%
- > fireplace with side-hinged door, always closed during use
- > the side-hinged door **opens left** as standard, a door **opening to the right** is optional (without extra cost - please specify when ordering)
- > dynamic combustion system with primary, secondary and tertiary air supply
- > **room air-independent**
- > direct connection for fresh air ventilation is possible (for new homes). A connection for room ventilation is also possible for homes without fresh air connection.
- > **suitable for**
  - conversions/renovations
  - new homes with ventilation type A/B/C/D
- > less suitable for passive homes



## KEY TERMS

### MF 700-60 WHE 1S

<b>700-60</b>	width <b>70</b> x height <b>60</b> cm fireplace/combustion opening (see technical specifications for exact dimensions)
<b>MF</b>	<b>MetalFire</b>
<b>WHE</b>	<b>Wood High Efficiency</b>
<b>1S</b>	<b>1 Side open (frontmodel)</b>

### CO 001 CTZ

<b>CO</b>	<b>CONCEPT</b>
<b>CTZ</b>	<b>CITIZEN</b>

## WARRANTY TERMS

5 year guarantee for the general structure of the fireplace.

1 year guarantee for the following wearing parts: vertical ribbed cast iron panels and combustion grate.  
No guarantee for glass. (The breakage of ceramic glass is under no circumstances covered by the manufacturer's guarantee, but rather by an all-risk home policy).

Spare parts are delivered free of charge within the guarantee period.

Any services provided outside of the guarantee period will result in an excess charge levied to cover material/work costs and travel expenses.

**All CITIZEN fireplaces are CE inspected and comply with EN 13229 standard.**

**All CITIZEN fireplaces are 100% produced and assembled in Belgium.**



**FIREPLACES**

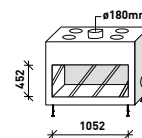
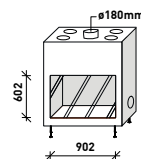
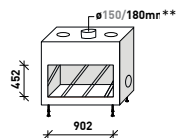
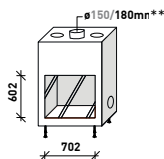
H 60 cm

H 45 cm

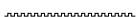
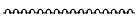
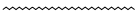












H 60 cm

H 45 cm

**FRONT** 



\*\*supplied as standard with Ø180mm

	MF 700-60 WHE 1S	MF 900-45 WHE 1S	MF 900-60 WHE 1S	MF 1050-45 WHE 1S
<b>ORIGINAL FINISH</b> 	<b>4.100 €</b>	<b>4.100 €</b>	<b>4.337 €</b>	<b>4.337 €</b>
<b>ROUND FINISH</b> 	<b>on request</b>	<b>on request</b>	<b>on request</b>	<b>on request</b>
<b>TRIANGLE FINISH</b> 	<b>on request</b>	<b>on request</b>	<b>on request</b>	<b>on request</b>
POWER (output range)*	7-12,2* kW	9-12,8* kW	7-15* kW	7-13,4* kW
EFFICIENCY (power rated efficiency)	80%	78%	79%	79%
CO-EMISSION	0,09%	0,08%	0,10%	0,09%
FINE DUST EMISSION	25 mg/Nm <sup>3</sup>	28 mg/Nm <sup>3</sup>	26 mg/Nm <sup>3</sup>	23 mg/Nm <sup>3</sup>
ECOLABEL EU				
defra UK				
ARIA PULITA IT				

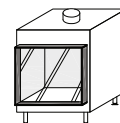
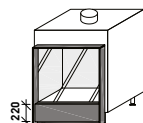
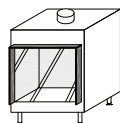
□ Front modellen worden vanaf 2021 standaard uitgeleverd met een nieuw deur frame i.p.v. screening

**FIREPLACE OPTIONS**

**FINISHING FRAMES**

SPECIFICATIONS  
steel 60 X 10 mm


**FRONT**



	3-ZIJDIG	3-ZIJDIG + PLINT	4-ZIJDIG
MF 700-60 WHE 1S	<b>587 €</b>	<b>731 €</b>	<b>670 €</b>
MF 900-45 WHE 1S	<b>587 €</b>	<b>731 €</b>	<b>670 €</b>
MF 900-60 WHE 1S	<b>597 €</b>	<b>742 €</b>	<b>680 €</b>
MF 1050-45 WHE 1S	<b>597 €</b>	<b>742 €</b>	<b>680 €</b>

**INTERIOR FINISH FIREPLACES**

**ORIGINAL FINISH**




Vertical ribbed cast iron panels (20 mm)

**ROUND FINISH**



Vertically rounded cast iron (20mm)

**TRIANGLE FINISH**



Vertically serrated cast iron (20mm)



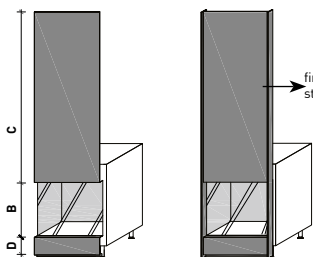
**FINISHING FRAMES** are also available in varying sizes and specifications. Price provided upon request by email at calculation@metalfire.eu

CONCEPTS ( A=width combustion opening B=height combustion opening C=steel plate extension horizontal/vertical D=height plinth E=width niche )

FRONT

CUSTOM MADE

PRICE ON REQUEST

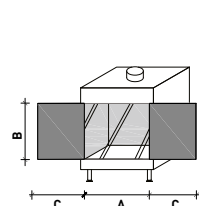


B = 45/60 cm C = 168/193 cm D = 25 cm

CO 001 CTZ

WITHOUT FINISHING FRAME

WITH FINISHING FRAME

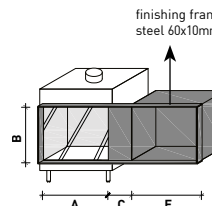


B = 45/60 cm C = 50 cm

CO 002 CTZ

WITHOUT FINISHING FRAME

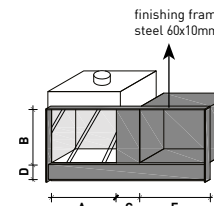
WITH FINISHING FRAME



B = 45/60 cm C = 30 cm

CO 003 CTZ

STANDARD FINISH  
ORIGINAL FINISH  
ROUND FINISH  
TRIANGLE FINISH



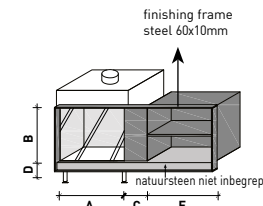
B = 45/60 cm C = 30 cm D = 18 cm

CO 004 CTZ

STANDARD FINISH  
ORIGINAL FINISH  
ROUND FINISH  
TRIANGLE FINISH



(ALWAYS WITH FINISHING FRAME)



B = 45/60 cm C = 30 cm

CO 005 CTZ

STANDARD FINISH  
ORIGINAL FINISH  
ROUND FINISH  
TRIANGLE FINISH

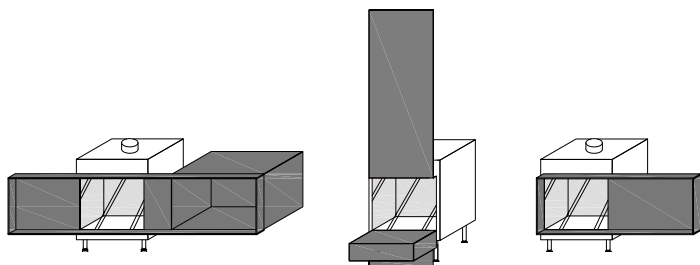


Price without natural stone (natural stone to be delivered separately)

CO 001 CTZ corresponds to a room height of 265 cm

CONCEPT CO 001, CO 002, CO 003, CO 004 and CO 005 are also available in other dimensions. Price provided on request via calculation@metalfire.eu. See MADE-TO-MEASURE p. 87

CONCEPTS MADE-TO-MEASURE: other concepts, extensions, wood niches, shelves, floor plates, ... are also available made-to measure. For prices, please send your plan/draft/design to calculation@metalfire.eu. See MADE-TO-MEASURE p. 87



CUSTOM MADE

PRICE ON REQUEST

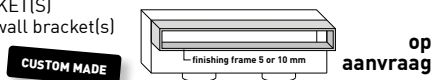
**OPTIONS FOR VENTILATION & FLUE**
**OPTIONS FOR VENTILATION**

 AIRBOX-convection set (2x Airboxlight, 1x Airboxdoor, 5m flexible, 4x locking band, 1 mechanical fresh air valve Ø100mm) **589 €**

 DOUBLE AIRBOX-convection set (4x Airboxlight, 2x Airboxdoor, 2x 5m flexible, 8x locking band, 1 mechanical fresh air valve Ø100mm) **1.098 €**

 MADE-TO-MEASURE CONVECTION AIR SLOT + MOUNTING BRACKET(S)  
 The method of mounting (wall, ceiling,...) and dimensions for the wall bracket(s) must be specified with the order.

For prices, please send your plan/draft/design to calculation@metalfire.eu


**OPTIONS FOR FLUE**
**FLUE GAS FAN**

**RSV09** flue gas fan with digital speed controller with temperature sensor **EFC18** + safety switch + connection plate (anti-vibration) **1.914 €**
**RS09** flue gas fan (hor. Exhaust) with digital speed controller with temperature sensor **EFC18** + safety switch + connection plate (anti-vibration) **1.677 €**
**RSHT09** flue gas fan (horizontal outlet - high temperature) with digital speed controller with temperature sensor **EFC18** + safety switch + connection plate (anti-vibration) **1.914 €**
**RSV12** flue gas fan with digital speed controller with temperature sensor **EFC18** + safety switch + connection plate (anti-vibration) **2.255 €**
**RS12** flue gas fan (hor. Exhaust) with digital speed controller with temperature sensor **EFC18** + safety switch + connection plate (anti-vibration) **1.893 €**
**RSHT12** flue gas fan (horizontal outlet - high temperature) with digital speed controller with temperature sensor **EFC18** + safety switch + connection plate (anti-vibration) **2.255 €**
**RSV09** flue gas fan with wireless smart controller **Xzense** + safety switch + connection plate (anti-vibration) **2.514 €**
**RS09** flue gas fan (hor. Exhaust) with wireless smart controller **Xzense** + safety switch + connection plate (anti-vibration) **2.277€**
**RSHT09** flue gas fan (horizontal outlet - high temperature) with wireless smart controller **Xzense** + safety switch + connection plate (anti-vibration) **2.514 €**
**RSV12** flue gas fan with wireless smart controller **Xzense** + safety switch + connection plate (anti-vibration) **2.855 €**
**RS12** flue gas fan (hor. Exhaust) with wireless smart controller **Xzense** + safety switch + connection plate (anti-vibration) **2.494 €**
**RSHT12** flue gas fan (horizontal outlet - high temperature) with wireless smart controller **Xzense** + safety switch + connection plate (anti-vibration) **2.855 €**
**FLUE GAS FAN DRAFTBOOSTER**
**DRAFTBOOSTER** flue gas fan for diam. 150 to 180 mm, height 23 cm, diam. 26 cm, max. ± 150 m³/h, max. 250C°

**DRAFTBOOSTER DB7** black design **824 €**
**DRAFTBOOSTER DB7** stainless steel design **824 €**
**CLEANING PRODUCTS + SPARE PARTS**

 Heat resistant paint/spray, Black 601, 400 ml (12 item box) **247 €**

 Cold handle/door key **16 €**

Glass plate door (door frame included for units built before 2021)	MF 700-60 WHE 1S	<b>504 €</b>
	MF 900-45 WHE 1S	<b>492 €</b>
	MF 900-60 WHE 1S	<b>588 €</b>
	MF 1050-45 WHE 1S	<b>541 €</b>

**FIRST AID****CUSTOMER SUPPORT**

The customer service department is at the heart of our after-sales service. You can direct all your questions here. If necessary, they will refer you to the most appropriate person.

+32 (0)9 261 51 95

**CALCULATIONS**

In addition to the equipment price and standard design concepts which you will find noted in this price list, you can also contact our calculation service. Our calculations department will help you with your offers for both made to measure equipment and for the design of made to measure fireplaces.

+32 (0)9 261 51 92 — [calculation@metalfire.eu](mailto:calculation@metalfire.eu)

**ORDERS**

This department centralizes and manages orders. Incoming orders are included in the production schedule. You will then receive an order confirmation with a specific delivery timescale. This department is also available for product status updates.

+32 (0)9 261 51 95 — [order@metalfire.eu](mailto:order@metalfire.eu)

**PROJECT ENGINEERING**

All made to measure components are designed by our project engineers. These 3D drawings are then sent to the customer for confirmation. After confirmation, these primary designs are turned into finalised production drawings.

+32 (0)9 261 51 99 — [robby.viaene@metalfire.eu](mailto:robby.viaene@metalfire.eu) - [kristof.de.groote@metalfire.eu](mailto:kristof.de.groote@metalfire.eu)

**AFTER SALES SUPPORT**

For technical questions after placement, service and any call outs, you can contact our customer service department.

+32 (0)9 261 53 08 — [service@metalfire.eu](mailto:service@metalfire.eu)

**MARKETING**

Our marketing department is able to provide you with photographic material, logos etc. They can also help you with explanations on participation in fairs, advertisements, applications for POS material and lettering for company vehicles.

— [marketing@metalfire.eu](mailto:marketing@metalfire.eu)

**FINANCE**

You can go to our finance department for questions regarding payments and invoicing.

— [finance@metalfire.eu](mailto:finance@metalfire.eu)

**SUPPORT**

You can contact our technical & sales support for any advice or questions surrounding the technicality of the product before placing your order. This can range from monitoring your information plan to information on the flue, dimensions and specifics of our models

— [support@metalfire.eu](mailto:support@metalfire.eu)

**TECHNICAL DRAWINGS**

All drawings for CITIZEN fireplaces can be downloaded in PDF, DWG, BIM and STEP (3D) format from [www.metalfire.eu](http://www.metalfire.eu). Drawings for made to measure parts are made after the order, before final production and will be presented for approval at least 4 weeks before delivery.





# WOOD OPEN FIREPLACE WITH LIFTABLE FIRESCREEN UNIVERSAL

**CUSTOM MADE**

The UNIVERSAL collection can be entirely made-to-measure. Fireplaces are not available from stock and are only produced to order.

Prices for separate fireplace parts; flue, spark screen, ash pan, combustion grate etc., are dimension specific and provided on request.

Fully in-built fireplace constructions are dimension specific and priced according to the dimensions stated below.

Prices for other dimensions are provided on request.

Prices for optional finishing frames and concepts are also available on request.

The basic version includes the interior finish ORIGINAL (vertical ribbed cast-iron), an ash pan, combustion grate and liftable firescreen in black wire mesh.

## DELIVERY PERIODS

Delivery periods vary depending on form and dimension. An average of 8 to 10 weeks from order confirmation can be expected for both **FIREPLACES** and any additional **CONCEPTS**.

## SPECIFICATIONS AND USE

- > traditional open fireplace system with sliding spark screen in black wire mesh
- > traditional combustion system with fresh air connection
- > collection with parts manufactured for traditional fireplaces in brickwork, flue with closing flue gas valve, ash pan with combustion grate, vertical ribbed cast iron interior, liftable firescreen
- > for simple on site installation, parts can be supplied as a one entity appliance, and as a safe and aesthetic equivalent of a brickwork fireplace
- > optional convection system with convection jacket
- > non room air-independent
- > direct fresh air supply connection is recommended
- > **suitable for**
  - conversions/renovations
  - new homes with ventilation type A/B/C
  - new homes with ventilation type D (balanced ventilation) with optional flue gas fan and ventilation fan, and if necessary additional optional an electric flue gas valve and (an) air valve(s)
- > unsuitable for passive homes

## KEY TERMS

### MF 800-50 W 1S, 2S L/R, 3S, T

**800-50** width **80** x height **50** cm fireplace/combustion opening  
(see technical specifications for exact dimensions)

**MF** **MetalFire**

**W** **Wood burning**

**1S** **1 Side open (front model)**

**2S L/R** **2 Sides open (corner model), Left side open, Right side open**

**3S** **3 Sides open (3-sided open model)**

**T** **Tunnel (see-through fireplace)**

**3S EXT** **3-Sided EXTended (roomdivider)**

## WARRANTY TERMS

5 year guarantee for the general structure of the appliance.

2 year guarantee for any fan fitted.

1 year guarantee for the vertical ribbed cast iron panels and flue gas valve.

No guarantee for glass. (The breakage of ceramic glass is under no circumstances covered by the manufacturer's guarantee, but rather by an all-risk home policy).

Spare parts are delivered free of charge within the guarantee period.

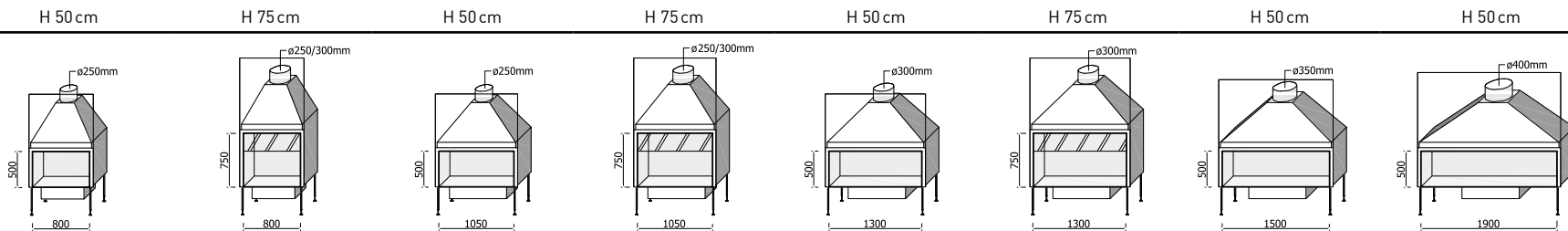
Any services provided outside of the guarantee period will result in an excess charge levied to cover material/work costs and travel expenses.

**All UNIVERSAL fireplaces are 100% produced and assembled in Belgium.**


**FIREPLACES**

**FRONT**

**CUSTOM MADE**



	H 50 cm	H 75 cm	H 50 cm	H 75 cm	H 50 cm	H 75 cm	H 50 cm	H 50 cm
	<b>MF 800-50 W 1S</b>	<b>MF 800-75 W 1S</b>	<b>MF 1050-50 W 1S</b>	<b>MF 1050-75 W 1S</b>	<b>MF 1300-50 W 1S</b>	<b>MF 1300-75 W 1S</b>	<b>MF 1500-50 W 1S</b>	<b>MF 1900-50 W 1S</b>
<b>ORIGINAL FINISH</b>	6.534 €	7.481 €	7.231 €	8.275 €	7.841 €	8.982 €	8.387 €	9.252 €
<b>DESIGN FINISH</b>	on request	on request	on request	on request	on request	on request	on request	on request
<b>ROUND FINISH</b>	on request	on request	on request	on request	on request	on request	on request	on request
<b>TRIANGLE FINISH</b>	on request	on request	on request	on request	on request	on request	on request	on request

 fixed glass plate (provided as standard)

**INTERIOR FINISH FIREPLACES**

**ORIGINAL FINISH**



Vertical ribbed cast iron panels (20 mm)

**DESIGN FINISH**




Asymmetrical steel streaks (10 mm)

**ROUND FINISH**



Vertically rounded cast iron (20mm)

**TRIANGLE FINISH**



Vertically serrated cast iron (20mm)

**CONVECTION CABINET**  
(optional)

Available **on request** for  
all **Universal models**

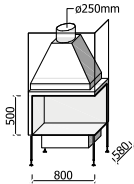


**FIREPLACES**

**2SIDED**

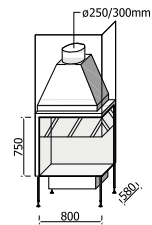
**CUSTOM MADE**

H 50 cm



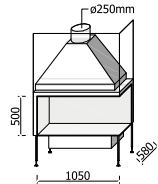
MF 800-50 W 2S L/R

H 75 cm



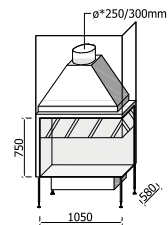
MF 800-75 W 2S L/R

H 50 cm



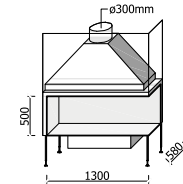
MF 1050-50 W 2S L/R

H 75 cm



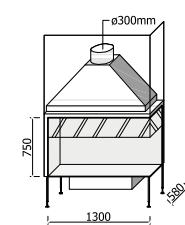
MF 1050-75 W 2S L/R

H 50 cm



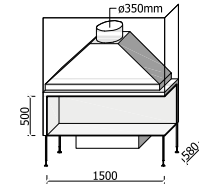
MF 1300-50 W 2S L/R

H 75 cm



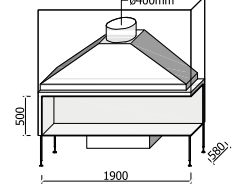
MF 1300-75 W 2S L/R

H 50 cm



MF 1500-50 W 2S L/R

H 50 cm

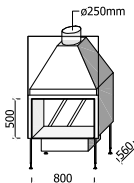


MF 1900-50 W 2S L/R

ORIGINAL FINISH		7.227 €	8.472 €	7.982 €	9.424 €	8.652 €	10.292 €	9.243 €	10.198 €
DESIGN FINISH		on request	on request	on request	on request	on request	on request	on request	on request
ROUND FINISH		on request	on request	on request	on request	on request	on request	on request	on request
TRIANGLE FINISH		on request	on request	on request	on request	on request	on request	on request	on request

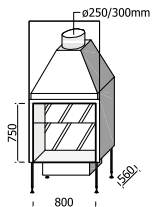
fixed glass plate (provided as standard)

H 50 cm



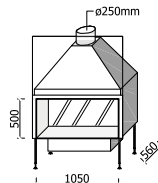
MF 800-50 W T

H 75 cm



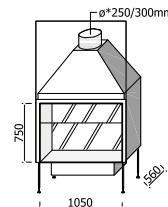
MF 800-75 W T

H 50 cm



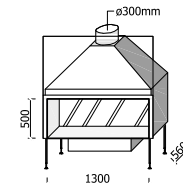
MF 1050-50 W T

H 75 cm



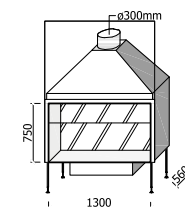
MF 1050-75 W T

H 50 cm



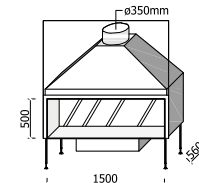
MF 1300-50 W T

H 75 cm



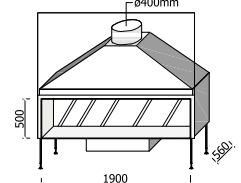
MF 1300-75 W T

H 50 cm



MF 1500-50 W T

H 50 cm



MF 1900-50 W T

**TUNNEL**

**CUSTOM MADE**

front side: liftable firescreen  
back side: fixed glass plate

ORIGINAL FINISH		7.286 €	8.327 €	8.041 €	9.270 €	8.704 €	10.128 €	9.645 €	10.234 €
DESIGN FINISH		on request	on request	on request	on request	on request	on request	on request	on request
ROUND FINISH		on request	on request	on request	on request	on request	on request	on request	on request
TRIANGLE FINISH		on request	on request	on request	on request	on request	on request	on request	on request

fixed glass plate (provided as standard)

**FIREPLACES**

**3-SIDED**

**CUSTOM MADE**

H 50 cm

H 50 cm

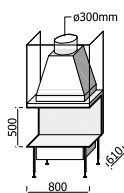
H 50 cm

H 50 cm

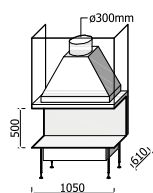
H 50 cm

H 60 cm

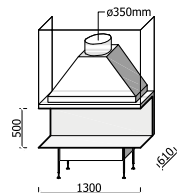
H 60 cm



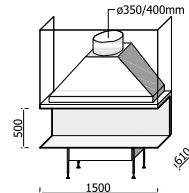
**MF 800-50 W 3S**



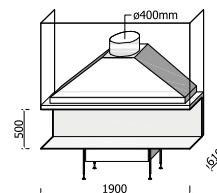
**MF 1050-50 W 3S**



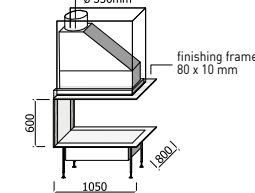
**MF 1300-50 W 3S**



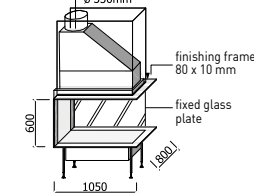
**MF 1500-50 W 3S**



**MF 1900-50 W 3S**



**MF 1050-800-60 W 3S EXT**

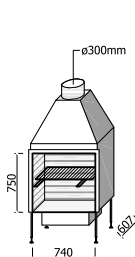


**MF 1050-800-60 W 3S EXT + glas**

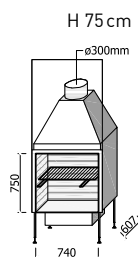
ORIGINAL FINISH	~~~~~	<b>7.903 €</b>	<b>8.715 €</b>	<b>9.445 €</b>	<b>10.077 €</b>	<b>11.169 €</b>	<b>10.816 €</b>	<b>11.676 €</b>
DESIGN FINISH	▬▬▬	on request	on request	on request	on request	on request	on request	on request
ROUND FINISH	~~~~~	on request	on request	on request	on request	on request	on request	on request
TRIANGLE FINISH	~~~~~	on request	on request	on request	on request	on request	on request	on request

**BARBECUE**

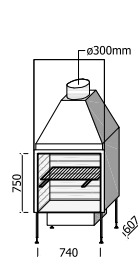
**CUSTOM MADE**



**MF 740-75 W BBQ**  
without fire-screen



**MF 740-75 W BBQ**  
with fire-screen



**MF 740-75 W BBQ**  
with sliding door in black  
stainless steel sheet

Barbecue grill included

ORIGINAL FINISH	~~~~~	<b>7.833 €</b>	<b>8.822 €</b>	<b>7.947 €</b>
ROUND FINISH	~~~~~	on request	on request	on request
TRIANGLE FINISH	~~~~~	on request	on request	on request

**CONVECTION CABINET**  
(optional)

Available **on request** for  
all **Universal models**



**INTERIOR FINISH FIREPLACES**

**ORIGINAL FINISH**



Vertical ribbed cast iron panels  
(20 mm)

**DESIGN FINISH**



Asymmetrical steel streaks  
(10 mm)

**ROUND FINISH**



Vertically rounded cast iron  
(20mm)

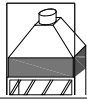

**TRIANGLE FINISH**




Vertically serrated cast iron  
(20mm)

**FIREPLACE ADAPTATIONS to suit situation on site**

**Adaptations flue**

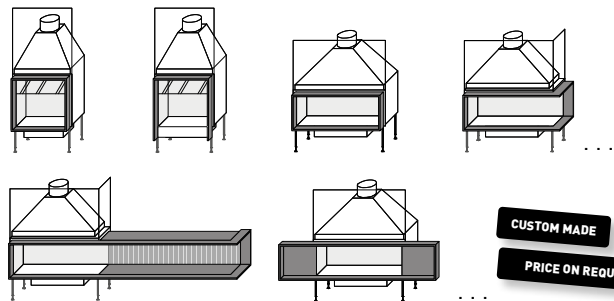
Flue in adapted diameter (A)	<b>on request</b>	Elevated hood (C)		<b>on request</b>
Angled damper smoke valve (B)	<b>on request</b>	Asymmetrische rookvang (D)		<b>on request</b>
Combination of (B) and/or (C) and/or (D)		<b>on request</b>		
Fireplace structure in 3 parts (for transport): fireplace, hood and fire screen				
Combination of (B) and/or (C) and/or (D)				

**Adaptations ventilation**

Lateral air supply connection	<b>CUSTOM MADE</b>		<b>on request</b>
Lowered air box under fireplace bottom with direct air supply valve (in the case of limited installation depth of between 8 and 18 cm)	<b>CUSTOM MADE</b>		<b>no supplement</b>

**FIREPLACE OPTIONS**

**FINISHING FRAMES AND CONCEPTS**

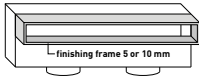




**FINISHING FRAMES** (90 x 10 mm) and **CONCEPTS** available as standard or made to measure. Prices provided on request by email at [calculation@metalfire.eu](mailto:calculation@metalfire.eu). See MADE-TO-MEASURE p. 87

**CUSTOM MADE**  
**PRICE ON REQUEST**

**OPTIONS FOR VENTILATION & FLUE**

**OPTIONS FOR VENTILATION**

AIRBOX-convection set (2x Airboxlight, 1x Airboxdoor, 5m flexible, 4x locking band)		<b>509 €</b>
MADE-TO-MEASURE CONVECTION AIR SLOT + MOUNTING BRACKET(S) The method of mounting (wall, ceiling,...) and dimensions for the wall bracket(s) must be specified with the order. For prices, please send your plan/draft/design to <a href="mailto:calculation@metalfire.eu">calculation@metalfire.eu</a>	<b>CUSTOM MADE</b>	 <b>on request</b>
Mechanical fresh air valve Ø150mm		<b>80 €</b>
Fresh air fan + manual speed control	DUCT FAN (indoor use)	 <b>742 €</b>
	BOX FAN (exterior use)	 <b>742 €</b>

**OPTIONS FOR FLUE**

**FLUE GAS FANS** (diameter of the connection plate 200/250/300mm to be specified when ordering)

<b>RSV14</b> flue gas fan (ver. outlet) with digital speed controller and temperature sensor <b>EFC18</b> + safety switch + connection plate (anti-vibration)	<b>2.532 €</b>
<b>RS14</b> flue gas fan (hor. outlet) with digital speed controller and temperature sensor <b>EFC18</b> + safety switch + connection plate (anti-vibration)	<b>2.090 €</b>
<b>RSHT 14</b> flue gas fan (hor. outlet - high temperature) with digital speed controller and temperature sensor <b>EFC18</b> + safety switch + connection plate (anti-vibration)	<b>2.532 €</b>
<b>RSV16</b> flue gas fan (ver. outlet) with manual speed controller <b>EFC 35</b> + safety switch + connection plate (anti-vibration)	<b>2.882 €</b>
<b>RS16</b> flue gas fan (hor. outlet) with digital speed controller and temperature sensor <b>EFC18</b> + safety switch + connection plate (anti-vibration)	<b>2.614 €</b>
<b>RSHT16</b> flue gas fan (hor. outlet - high temperature) with digital speed controller and temperature sensor <b>EFC18</b> + safety switch + connection plate (anti-vibration)	<b>2.882 €</b>
<b>RSV14</b> flue gas fan with wireless smart controller <b>Xzense</b> + safety switch + connection plate (anti-vibration)	<b>3.132 €</b>
<b>RS14</b> flue gas fan (hor. Exhaust) with wireless smart controller <b>Xzense</b> + safety switch + connection plate (anti-vibration)	<b>2.690 €</b>
<b>RSHT 14</b> flue gas fan (horizontal outlet - high temperature) with wireless smart controller <b>Xzense</b> + safety switch + connection plate (anti-vibration)	<b>3.132 €</b>
<b>RSV16</b> flue gas fan with wireless smart controller <b>Xzense</b> + safety switch + connection plate (anti-vibration)	<b>3.482 €</b>
<b>RS16</b> flue gas fan (hor. Exhaust) with wireless smart controller <b>Xzense</b> + safety switch + connection plate (anti-vibration)	<b>3.214 €</b>
<b>RSHT16</b> flue gas fan (horizontal outlet - high temperature) with wireless smart controller <b>Xzense</b> + safety switch + connection plate (anti-vibration)	<b>3.482 €</b>
<b>heat resistant electrical cable 5G 1,5 mm<sup>2</sup></b> (silicone cable, max. 180°C), to run from fireplace to smoke extractor	<b>7 €/meter</b>

**ELECTRIC CLOSING SMOKE VALVES & FRESH AIR VALVES**

**CONTROLLED BY A SEPARATE SWITCH**

**Controlled by a separate switch**

Electrical smoke damper	Ø200	<b>1.314 €</b>
	Ø250	<b>1.365 €</b>
	Ø300	<b>1.416 €</b>
	Ø350	<b>1.679 €</b>
	Ø400	<b>1.881 €</b>



Electrical smoke damper Ø150	1 single piece	<b>884 €</b>
------------------------------	----------------	--------------



1 single piece

2 single pieces

1 double piece

2 single pieces	<b>1.391 €</b>
-----------------	----------------

1 double piece	<b>1.185 €</b>
----------------	----------------

Electrical smoke damper + 1 single electrical fresh air valve Ø150	Ø200	<b>1.823 €</b>
	Ø250	<b>1.900 €</b>

Electrical smoke damper + 1 double fresh air valve Ø150	Ø250	<b>2.117 €</b>
	Ø300	<b>2.163 €</b>
	Ø350	<b>2.225 €</b>
	Ø400	<b>2.632 €</b>

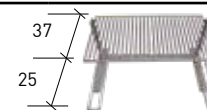
Electrical smoke damper** + 2 single fresh air valves Ø150	Ø250	<b>2.385 €</b>
	Ø300	<b>2.437 €</b>
	Ø350	<b>2.491 €</b>
	Ø400	<b>2.915 €</b>

**In combination with RSV and EFC18 fan**  
(automatic control valves when starting/stopping the fan)

Electrical smoke damper + 1 single electrical fresh air valve Ø150	Ø200	<b>2.242 €</b>
	Ø250	<b>2.295 €</b>
Electrical smoke damper + 1 double electric fresh air valve Ø150	Ø250	<b>2.523 €</b>
	Ø300	<b>2.582 €</b>
	Ø350	<b>2.634 €</b>
	Ø400	<b>3.060 €</b>
Electrical smoke damper + 2 single electric fresh air valves Ø150	Ø250	<b>2.730 €</b>
	Ø300	<b>2.788 €</b>
	Ø350	<b>2.836 €</b>
	Ø400	<b>3.265 €</b>

**ACCESSORIES**

BBQ Grill + bracket in stainless steel



width 60 cm	<b>629 €</b>
width 80 cm	<b>675 €</b>

Fire Grid

Prices of other sizes provided on request



width 50 cm	<b>639 €</b>
width 80 cm	<b>927 €</b>



width 50 cm	<b>639 €</b>
width 80 cm	<b>927 €</b>




width 50 cm	<b>639 €</b>
width 80 cm	<b>927 €</b>



width 50 cm	<b>639 €</b>
width 80 cm	<b>927 €</b>



width 50 cm	<b>639 €</b>
width 80 cm	<b>927 €</b>



See also **METALFORMS®** p. 94

**CLEANING PRODUCTS + SPARE PARTS**

Heat resistant paint/spray, Black 601, 400 ml (12 item box)	<b>248 €</b>
Cold handle/door key	<b>16 €</b>
Cast iron fire grate	<b>57 €</b>

**FIRST AID****CUSTOMER SUPPORT**

The customer service department is at the heart of our after-sales service. You can direct all your questions here. If necessary, they will refer you to the most appropriate person.

+32 (0)9 261 51 95

**CALCULATIONS**

In addition to the equipment price and standard design concepts which you will find noted in this price list, you can also contact our calculation service. Our calculations department will help you with your offers for both made to measure equipment and for the design of made to measure fireplaces.

+32 (0)9 261 51 92 — [calculation@metalfire.eu](mailto:calculation@metalfire.eu)

**ORDERS**

This department centralizes and manages orders. Incoming orders are included in the production schedule. You will then receive an order confirmation with a specific delivery timescale. This department is also available for product status updates.

+32 (0)9 261 51 95 — [order@metalfire.eu](mailto:order@metalfire.eu)

**PROJECT ENGINEERING**

All made to measure components are designed by our project engineers. These 3D drawings are then sent to the customer for confirmation. After confirmation, these primary designs are turned into finalised production drawings.

+32 (0)9 261 51 99 — [robby.viaene@metalfire.eu](mailto:robby.viaene@metalfire.eu) - [kristof.de.groote@metalfire.eu](mailto:kristof.de.groote@metalfire.eu)

**AFTER SALES SUPPORT**

For technical questions after placement, service and any call outs, you can contact our customer service department.

+32 (0)9 261 53 08 — [service@metalfire.eu](mailto:service@metalfire.eu)

**MARKETING**

Our marketing department is able to provide you with photographic material, logos etc. They can also help you with explanations on participation in fairs, advertisements, applications for POS material and lettering for company vehicles.

— [marketing@metalfire.eu](mailto:marketing@metalfire.eu)

**FINANCE**

You can go to our finance department for questions regarding payments and invoicing.

— [finance@metalfire.eu](mailto:finance@metalfire.eu)

**SUPPORT**

You can contact our technical & sales support for any advice or questions surrounding the technicality of the product before placing your order. This can range from monitoring your information plan to information on the flue, dimensions and specifics of our models

— [support@metalfire.eu](mailto:support@metalfire.eu)

**TECHNICAL DRAWINGS**

All drawings for UNIVERSAL fireplaces can be downloaded in PDF, DWG and STEP (3D) format from [www.metalfire.eu](http://www.metalfire.eu). Drawings for made to measure parts are made after the order, before final production and will be presented for approval at least 4 weeks before delivery.





# GAS

29 AVENUE<sup>plus</sup>/AVENUE

57 METALOTERM UK

67 METALOTERM US

79 URBAN

Metalfire



# GAS CLOSED FIREPLACE AVENUE *plus* / AVENUE



The AVENUE collection is only available in standard dimensions.  
Fuel for the basic version is natural gas. The basic version includes the interior finish STANDARD (flat steel), remote control use with integrated Eco Wave setting and a double burner function.

## DELIVERY PERIODS

- FIREPLACE:** 2 weeks from order confirmation
- FIREPLACE WITH NON REFLECTIVE GLASS:** 3 to 4 weeks from order confirmation
- FIREPLACE + FINISHING FRAME:** 3 to 4 weeks from order confirmation
- FIREPLACE + CONCEPT 001/002/003/004/...** 5 to 6 weeks from order confirmation
- FIREPLACE + MADE-TO-MEASURE CONCEPT:** 8 to 10 weeks from order confirmation

## SPECIFICATIONS AND USE

- > closed gas fireplace with concentric flue
- > burner without pilot flame en with direct ignition (= energy saving)
- > standard convection system provided with convection jacket
- > control: the default connection for the control is on the **left**. A connection on the **right** is optional (at no extra charge - please mention when ordering). Cable lenght from pilot flame to control box is 1,5 m.
- > room air-independent
- > **suitable for**
  - conversions/renovations
  - new homes with ventilation type A/B/C/D
- > suitable for passive homes

## KEY TERMS

### MF 700-60 GHE 1S, 2S L/R, 3S

- 700-60** width **70** x height **60** cm fireplace/combustion opening (see technical specifications for exact dimensions)
- MF** **MetalFire**
- GHE** **Gas burning High Efficiency**
- 1S** **1** Side open (frontmodel)
- 2S L/R** **2** Sides open (corner model), **L**eft side open, **R**ight side open
- 3S** **3** Sides open (3-sided open model)
- T** **Tunnel** (see-through fireplace)
- 3S EXT** **3-Sided EXT**ended (roomdivider)

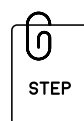
## WARRANTY TERMS

5 year guarantee for the general structure of the fireplace.  
2 year guarantee for the fan, pilot light set, thermal contact, gas valve, control/remote control and vertical ribbed cast iron panels.  
No guarantee for glass. (The breakage of ceramic glass is under no circumstances covered by the manufacturer's guarantee, but rather by an all-risk home policy).

Spare parts are delivered free of charge within the guarantee period.  
Any services provided outside of the guarantee period will result in an excess charge levied to cover material/work costs and travel expenses.

**All AVENUE fireplaces are CE inspected and comply with EN 613 standard.**

**All AVENUE fireplaces are 100% produced and assembled in Belgium.**





**AVENUE***plus*

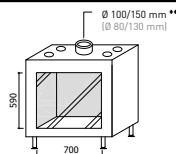


FIREPLACES

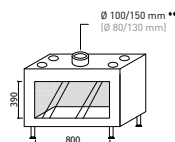
FRONT



H 60 cm



H 40 cm



MF 700-60 GHE 1S

MF 800-40 GHE 1S

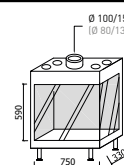
STANDARD FINISH	4.172 €	3.863 €
ORIGINAL FINISH	4.620 €	4.563 €
DESIGN FINISH	4.738 €	4.759 €
ROUND FINISH	on request	on request
TRIANGLE FINISH	on request	on request
CERAMIC LOGS	included*	included*
PREMIUM NON REFLECTIVE GLASS SUPPLEMENT	824 €	721 €
POWER (rated power)*** (OUTPUT)	5,8 kW	5,5 kW
EFFICIENCY (power rated efficiency)	90%	90%
ECOLABEL G20	A	A
ECOLABEL G30	B	B

\* Standard model with ceramic woodlogs, not available with pebbles. \*\*Specified values for gaz category I<sub>2</sub>E+

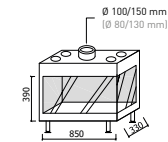
2-SIDED



H 60 cm



H 40 cm



MF 700-60 GHE 2S L/R

MF 800-40 GHE 2S L/R

STANDARD FINISH	4.326 €	4.069 €
ORIGINAL FINISH	4.653 €	4.569 €
DESIGN FINISH	4.759 €	4.654 €
ROUND FINISH	on request	on request
TRIANGLE FINISH	on request	on request
CERAMIC LOGS	included*	included*
PREMIUM NON REFLECTIVE GLASS SUPPLEMENT	979 €	876 €
POWER (rated power)*** (OUTPUT)	5,8 kW	5,5 kW
EFFICIENCY (power rated efficiency)	90%	90%
ECOLABEL G20	A	A
ECOLABEL G30	B	B

\* Standard model with ceramic woodlogs, not available with pebbles. \*\*Specified values for gaz category I<sub>2</sub>E+



All models are available for bottled/cylinder gas, LPG, propane, butane,...

◆◆ Ø 100/150 mm (80/130 mm)

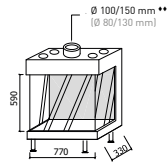
Each AVENUEPLUS appliance has been fitted with a ø100/150 mm connection. For connections to a flue gas duct ø80/130 mm (according to the flue route, see installation manual) please order a US 10A0052 reducer (zie p 60)

**FIREPLACES**

**3-SIDED**

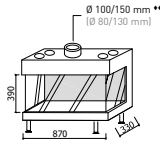


H 60 cm



**MF 700-60 GHE 3S**

H 40 cm



**MF 800-40 GHE 3S**

STANDARD FINISH	4.378 €	4.223 €
ORIGINAL FINISH	4.687 €	4.683 €
DESIGN FINISH	4.779 €	4.758 €
ROUND FINISH	on request	on request
TRIANGLE FINISH	on request	on request
CERAMIC LOGS	included*	included*
PREMIUM NON REFLECTIVE GLASS SUPPLEMENT	1.133 €	1.030 €
POWER (rated power)*** (OUTPUT)	5,8 kW	5,5 kW
EFFICIENCY (power rated efficiency)	90%	90%
ECOLABEL G20	A	A
ECOLABEL G30	B	B

\* Standard model with ceramic woodlogs, not available with pebbles. \*\*Specified values for gaz category I<sub>2</sub>E+



**ECOWAVE FEATURE  
SAVE UP TO 40% ON GAS CONSUMPTION**

In ECOWAVE mode, the flame height alternates automatically between the highest and lowest position. Not only does this result in a dynamic fire (a very realistic imitation wood fire combined with the ceramic logs!), but it also uses 40% less gas than the fixed highest position. Dynamic, aesthetically pleasing and cost-saving — all in one feature!



**DOUBLE BURNER  
AN AGREEABLE FIRE WITH 50% OF THE POWER**

An entirely new burner system was designed for the AVENUE collection. In addition to the ECOWAVE feature, there is the burner system, consisting of 2 burners. To create a cosy atmosphere, light the interior burner (so only 1 burner) for a subtle, but realistic imitation wood fire, using only 50% of the burner system's power. Perfect if you want a lovely fire, but less heating. If you light both the interior and exterior burners simultaneously, you will use the fireplace's maximum power, thus creating maximum heating!


**INTERIOR FINISH FIREPLACES**

**STANDARD FINISH**



Flat steel plate (3 mm)

**ORIGINAL FINISH**




Vertical ribbed cast iron panels (20 mm)

**DESIGN FINISH**



Asymmetrical steel streaks (10 mm)

**ROUND FINISH**



Vertically rounded cast iron (20mm)

**TRIANGLE FINISH**



Vertically serrated cast iron (20mm)

**BURNER FINISH**

**CERAMIC LOGS SMOKE STYLE**




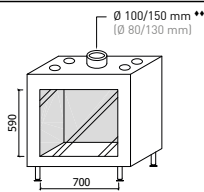
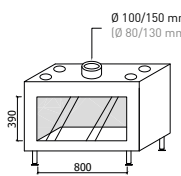




## SPECIFICATIONS

### FIREPLACES

#### FRONT



STANDARD FINISH	_____
ORIGINAL FINISH	~~~~~
DESIGN FINISH	_____
ROUND FINISH	~~~~~
TRIANGLE FINISH	~~~~~
CERAMIC LOGS	
PREMIUM NON REFLECTIVE GLASS SUPPLEMENT	
POWER (rated power)*** (OUTPUT)	
EFFICIENCY (power rated efficiency)	
ECOLABEL G20 	
ECOLABEL G30	

	H 60 cm	H 40 cm
		
	<b>MF 700-60 GHE 1S</b>	<b>MF 800-40 GHE 1S</b>
	<b>4.172 €</b>	<b>3.863 €</b>
	4.620 €	4.563 €
	4.738 €	4.759 €
	<b>on request</b>	<b>on request</b>
	<b>on request</b>	<b>on request</b>
	<b>included*</b>	<b>included*</b>
	<b>824 €</b>	<b>721 €</b>
	5,8 kW	5,5 kW
	90%	90%
	<b>A</b> 	<b>A</b> 
	<b>B</b> 	<b>B</b> 

• flue pipe connector diam. 100/150 mm also possible to connect to a diam. 80/130 mm, depending on the flue route (see installation manual), and with reducer US 10A0052

logburner with ceramic wood logs (Smoke Style) (NOT available with pebbles/wood chips)

natural gas

propane 

+ direct ignition  
remote control with programmable thermostat



## DOOR SYSTEM SIMPLE AND SUBTLE

For an optimal view of the fire and an ultra-clean design without any visible frame or screening, the entire AVENUE collection has been fitted with a glass plate that can be dismantled with the included suction cups. No additional tools are needed. The glass can be detached in one simple movement and then easily dismantled.

User-friendly, easy to install and to maintain!

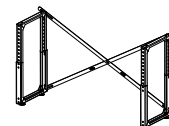


### GLASS PLATE WITHOUT FRAME OR SCREENING!

- easily dismantlable glass plate thanks to the included suction cups, requiring no additional tools or screws
- available with optional PREMIUM anti-reflective glass

## FIREPLACES MODIFICATIONS / -OPTIONS

Propane gas option	<b>no supplement</b>
Technical box on the right-hand side (where left is standard)	<b>no supplement</b>
Steel side plate (4 mm) to replace glass plate (corner and 3-sided models)	<b>34 €</b>
Support for elevated installation	
variable 30 -> 48 cm (from floor level till underside of combustion opening)	<b>237 €</b>
variable 48 -> 83 cm (from floor level till underside of combustion opening)	<b>289 €</b>



PREMIUM non reflective glass: non reflective in 10 layers (prices see p. 28)

### OPTIONAL PREMIUM NON REFLECTIVE GLASS MAINTENANCE:

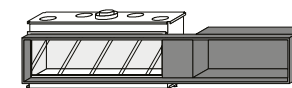
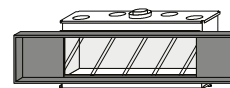
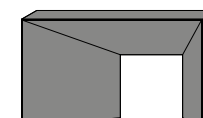
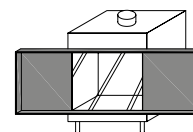
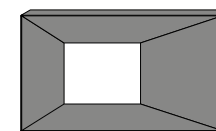
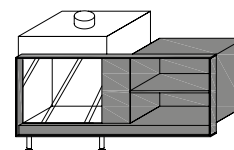
PREMIUM non reflective glass has been treated with 10 coating layers that reduce reflectivity to virtually 0%. These delicate coating layers are to be cleaned with caution. In order not to damage the coating layers on the glass (interior and exterior), please do not use hard sponges/scourers, newspapers, steel wool, abrasive cleaning agents or cleaning agents containing ammonia.

The use of corrosive and abrasive products, such as cleaners for ceramic cookers, is not permitted either. Even the Metalfire Clean Glass 500 ml is NOT to be used for this purpose.

Please only use a neutral cleaning product (not acid or alkaline), e.g. a window cleaning product such as 'Instant' or 'Glassex', and a soft cloth or sponge. We also advise you to read our maintenance instructions in the user manual.

## FIREPLACE OPTIONS

### CONCEPTS



**MADE-TO-MEASURE CONCEPTS:**  
all concepts, extensions, floor plates,..., are available in bespoke models & dimensions. Prices provided on request by email at [calculation@metalfire.eu](mailto:calculation@metalfire.eu). See MADE-TO-MEASURE p. 87

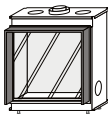
CUSTOM MADE

PRICE ON REQUEST


**FIREPLACE OPTIONS**

FINISHING FRAMES STEEL 90 x 10 mm

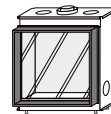
**FRONT**



**3-SIDED**



**3-SIDED + PLINTH**



**4-SIDED**

MF 700-60 GHE 1S

**587 €**

**731 €**

**675 €**

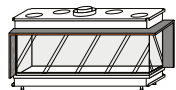
MF 800-40 GHE 1S

**582 €**

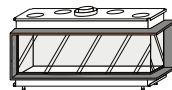
**731 €**

**675 €**

**2-SIDED**



**4-SIDED**



**6-SIDED**

MF 700-60 GHE 2S L/R

**680 €**

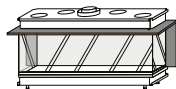
**762 €**

MF 800-40 GHE 2S L/R

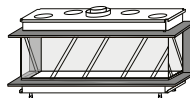
**670 €**

**752 €**

**3-SIDED**



**5-SIDED**



**8-SIDED**

MF 700-60 GHE 3S

**742 €**

**829 €**

MF 800-40 GHE 3S

**742 €**

**829 €**

The **FINISHING FRAMES** are also available in varying sizes and specifications. Price provided upon request by email at [calculation@metalfire.eu](mailto:calculation@metalfire.eu)

### OPTIONS FOR VENTILATION & FLUE

#### OPTIONS FOR VENTILATION

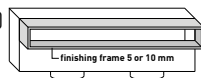
AIRBOX-convection set (2x Airboxlight, 1x Airboxdoor, 5m flexible, 4x locking band) **509 €**

DOUBLE AIRBOX-convection set (4x Airboxlight, 2x Airboxdoor, 2x5m flexible, 8x locking band) **1.018 €**

MADE-TO-MEASURE CONVECTION AIR SLOT + MOUNTING BRACKET(S)  
The method of mounting (wall, ceiling,...) and dimensions for the wall bracket(s) must be specified with the order.

For prices, please send your plan/draft/design to calculation@metalfire.eu

**CUSTOM MADE**



**on request**

#### OPTIONS FOR FLUE

FLUE PIPE PARTS – METALOTERM UK, see p. 57

##### diam. 80/130 mm

for smoke exhaust with **natural draught** (depending on flue route, see installation manual)

for **individual fan** assisted smoke exhaust (for fans see below)

FLUE PIPE PARTS – METALOTERM US, see p. 67

##### diam. 100/150 mm (diam. 130/200 mm is **NOT SUITABLE** for AVENUE<sup>plus</sup>)

for smoke exhaust with natural draught (depending on flue route, see installation manual)

for individual fan assisted smoke exhaust (for fans see p. below)

(INDIVIDUAL) MECHANICAL SMOKE FAN

Please explicitly define connection plate when ordering.

**RHGC160** smoke extractor for mounting on façade and roof/chimney, automatic speed controller EFC21 (pre-mounted in the technical box of the appliance) -> to be installed in combination with: **METALOTERM UK 80/130** mm flue pipe



**2.311 €**

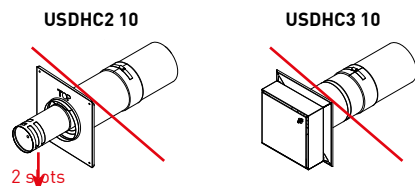
**RHGC160** smoke extractor for mounting on façade and roof/chimney, automatic speed controller EFC21 (pre-mounted in the technical box of the appliance) -> to be installed in combination with: **METALOTERM US 100/150** mm flue pipe



**2.311 €**

**heat resistant electrical cable 7G 1,5 mm<sup>2</sup>** (silicone cable, max. 180°C), to run from fireplace (technical box) to smoke fan **8€/meter**

**! NOT SUITABLE FOR METALFIRE AVENUE<sup>plus</sup> FIREPLACES:**



### CLEANING PRODUCTS + SPARE PARTS

Heat resistant paint/spray, Black 9108, 400 ml (12 item box) **247 €**

Suction cup for glass **41 €/p.**

Remote control **105 €**



### SPARE PARTS

#### CERAMIC GLASS PLATE

##### FRONT

MF 700-60 GHE 1S **268 €**

MF 800-40 GHE 1S **227 €**

##### 2-SIDED

GLASS FRONT

GLASS SIDE

MF 700-60 GHE 2S L/R **330 €** **113 €**

MF 800-40 GHE 2S L/R **288 €** **98 €**

##### 3-SIDED

GLASS FRONT

1 GLASS SIDE

MF 700-60 GHE 3S **324 €** **113 €**

MF 800-40 GHE 3S **283 €** **98 €**

#### CERAMIC NON-REFLECTIVE GLASS PLATE

##### FRONT

MF 700-60 GHE 1S **850 €**

MF 800-40 GHE 1S **747 €**

##### 2-SIDED

GLASS FRONT

GLASS SIDE

MF 700-60 GHE 2S L/R **876 €** **304 €**

MF 800-40 GHE 2S L/R **773 €** **263 €**

##### 3-SIDED

GLASS FRONT

1 GLASS SIDE

MF 700-60 GHE 3S **870 €** **304 €**

MF 800-40 GHE 3S **767 €** **263 €**

## FIRST AID

### CUSTOMER SUPPORT

The customer service department is at the heart of our after-sales service. You can direct all your questions here. If necessary, they will refer you to the most appropriate person.

+32 (0)9 261 51 95

### CALCULATIONS

In addition to the equipment price and standard design concepts which you will find noted in this price list, you can also contact our calculation service. Our calculations department will help you with your offers for both made to measure equipment and for the design of made to measure fireplaces.

+32 (0)9 261 51 92 — [calculation@metalfire.eu](mailto:calculation@metalfire.eu)

### ORDERS

This department centralizes and manages orders. Incoming orders are included in the production schedule. You will then receive an order confirmation with a specific delivery timescale. This department is also available for product status updates.

+32 (0)9 261 51 95 — [order@metalfire.eu](mailto:order@metalfire.eu)

### PROJECT ENGINEERING

All made to measure components are designed by our project engineers. These 3D drawings are then sent to the customer for confirmation. After confirmation, these primary designs are turned into finalised production drawings.

+32 (0)9 261 51 99 — [robby.viaene@metalfire.eu](mailto:robby.viaene@metalfire.eu) - [kristof.de.groote@metalfire.eu](mailto:kristof.de.groote@metalfire.eu)

### AFTER SALES SUPPORT

For technical questions after placement, service and any call outs, you can contact our customer service department.

+32 (0)9 261 53 08 — [service@metalfire.eu](mailto:service@metalfire.eu)

### MARKETING

Our marketing department is able to provide you with photographic material, logos etc. They can also help you with explanations on participation in fairs, advertisements, applications for POS material and lettering for company vehicles.

— [marketing@metalfire.eu](mailto:marketing@metalfire.eu)

### FINANCE

You can go to our finance department for questions regarding payments and invoicing.

— [finance@metalfire.eu](mailto:finance@metalfire.eu)

### SUPPORT

You can contact our technical & sales support for any advice or questions surrounding the technicality of the product before placing your order. This can range from monitoring your information plan to information on the flue, dimensions and specifics of our models

— [support@metalfire.eu](mailto:support@metalfire.eu)

### TECHNICAL DRAWINGS

All drawings for AVENUE *plus* fireplaces can be downloaded in PDF, DWG, BIM and STEP (3D) format from [www.metalfire.eu](http://www.metalfire.eu). Drawings for made to measure parts are made after the order, before final production and will be presented for approval at least 4 weeks before delivery.

**AVENUE**

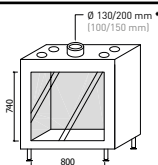


FIREPLACES

FRONT

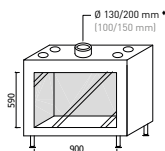


H 75 cm



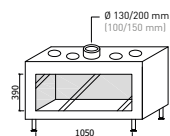
MF 800-75 GHE 1S

H 60 cm



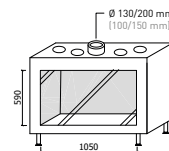
MF 900-60 GHE 1S

H 40 cm



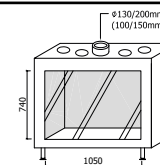
MF 1050-40 GHE 1S

H 60 cm



MF 1050-60 GHE 1S

H 75 cm



MF 1050-75 GHE 1S

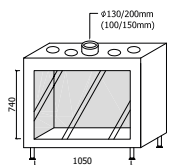
STANDARD FINISH	4.584 €	4.378 €	3.914 €	4.481 €	5.099 €
ORIGINAL FINISH	5.498 €	5.086 €	4.657 €	5.308 €	6.133 €
DESIGN FINISH	5.698 €	5.239 €	4.839 €	5.485 €	6.354 €
ROUND FINISH	on request	on request	on request	on request	on request
TRIANGLE FINISH	on request	on request	on request	on request	on request
CERAMIC LOGS	included*	included*	206 €**	included*	included*
PREMIUM NON REFLECTIVE GLASS SUPPLEMENT	927 €	927 €	824 €	927 €	979 €
POWER (rated power)*** (OUTPUT)	8,1 kW	8,1 kW	8,0 kW	9,5 kW	9,5 kW
EFFICIENCY (power rated efficiency)	84,5%	84,5%	84,8%	87%	87%
ECOLABEL G20	B	B	B	A	A
ECOLABEL G30	B	B	B	B	B

\* Standard model with ceramic woodlogs, not available with pebbles. \*\* Standard model with pebbles, ceramic woodlogs are optional. \*\*\*Specified values for gaz category I<sub>2</sub>E+

FRONT - BRICK ▲



H 75 cm



MF 1050-75 GHE 1S Brick

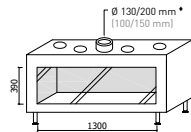
DEEPEDED FINISH ▲	5.099 €
CERAMIC LOGS	included*
PREMIUM NON REFLECTIVE GLASS SUPPLEMENT	979 €
POWER (rated power)*** (OUTPUT)	9,5 kW
EFFICIENCY (power rated efficiency)	87%
ECOLABEL G20	B
ECOLABEL G30	A

▲ Masonry not included

FRONT

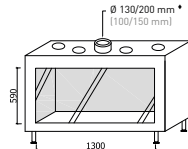


H 40 cm



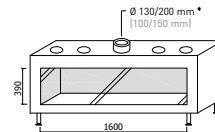
MF 1300-40 GHE 1S

H 60 cm



MF 1300-60 GHE 1S

H 40 cm



MF 1600-40 GHE 1S

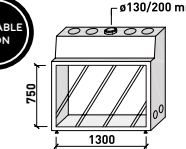
STANDARD FINISH	4.429 €	4.996 €	4.790 €
ORIGINAL FINISH	5.242 €	5.934 €	5.709 €
DESIGN FINISH	5.435 €	6.144 €	5.925 €
ROUND FINISH	on request	on request	on request
TRIANGLE FINISH	on request	on request	on request
CERAMIC LOGS	340 €**	included*	412 €**
PREMIUM NON REFLECTIVE GLASS SUPPLEMENT	927 €	979 €	927 €
POWER (rated power)*** (OUTPUT)	8,3 kW	9,5 kW	9,6 kW
EFFICIENCY (power rated efficiency)	82%	87%	83,3%
ECOLABEL G20	B	A	B
ECOLABEL G30	B	B	B

\* Standard model with ceramic woodlogs, not available with pebbles. \*\* Standard model with pebbles, ceramic woodlogs are optional. \*\*\*Specified values for gaz category I<sub>2</sub>E+

FRONT-LARGE

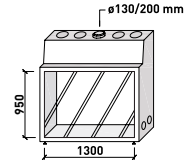


H 75 cm



L (large) MF 1300-75 GHE 1S

H 95 cm



L (large) MF 1300-95 GHE 1S

STANDARD FINISH	7.189 €	7.189 €
ORIGINAL FINISH	8.487 €	8.487 €
DESIGN FINISH	8.742 €	8.742 €
ROUND FINISH	on request	on request
TRIANGLE FINISH	on request	on request
CERAMIC LOGS	included*	included*
PREMIUM NON REFLECTIVE GLASS SUPPLEMENT	1.391 €	1.391 €
POWER (rated power)*** (OUTPUT)	11,4 kW	11,4 kW
EFFICIENCY (power rated efficiency)	80%	80%
ECOLABEL G20	B	B
ECOLABEL G30	B	B

INTERIOR FINISH FIREPLACES

STANDARD FINISH



Flat steel plate (3 mm)

ORIGINAL FINISH



Vertical ribbed cast iron panels (20 mm)

DESIGN FINISH



Asymmetrical steel streaks (10 mm)

ROUND FINISH



Vertically rounded cast iron (20mm)

TRIANGLE FINISH



Vertically serrated cast iron (20mm)



All models are available for bottled/cylinder gas, LPG, propane, butane,...

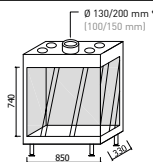
◆ Ø 130/200 mm (100/150 mm)  
Each appliance has been fitted with a Ø 130/200 mm connection. For connections to a flue gas duct Ø 100/150 mm please order a USVK 1013 reducer

FIREPLACES

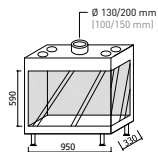
2-SIDED



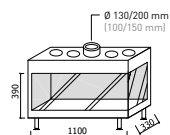
H 75 cm



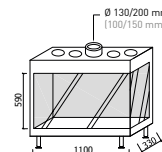
H 60 cm



H 40 cm



H 60 cm



MF 800-75 GHE 2S L/R

MF 900-60 GHE 2S L/R

MF 1050-40 GHE 2S L/R

MF 1050-60 GHE 2S L/R

STANDARD FINISH	4.687 €	4.584 €	4.172 €	4.687 €
ORIGINAL FINISH	5.400 €	5.137 €	4.750 €	5.331 €
DESIGN FINISH	5.578 €	5.255 €	4.911 €	5.490 €
ROUND FINISH	on request	on request	on request	on request
TRIANGLE FINISH	on request	on request	on request	on request
CERAMIC LOGS	included*	included*	206 €**	included*
PREMIUM NON REFLECTIVE GLASS SUPPLEMENT	1.082 €	1.082 €	979 €	1.082 €
POWER (rated power)*** (OUTPUT)	8,1 kW	8,1 kW	8,0 kW	9,5 kW
EFFICIENCY (power rated efficiency)	84,5%	84,5%	84,8%	87%
ECOLABEL G20	B	B	B	A
ECOLABEL G30	B	B	B	B

\* Standard model with ceramic woodlogs, not available with pebbles. \*\* Standard model with pebbles, ceramic woodlogs are optional. \*\*\*Specified values for gaz category I<sub>E</sub>+



All models are available for bottled/cylinder gas, LPG, propane, butane,...

◆ Ø 130/200 mm (100/150 mm)

Each appliance has been fitted with a Ø 130/200 mm connection.

For connections to a flue gas duct Ø 100/150 mm please order a USVK 1013 reducer

INTERIOR FINISH FIREPLACES

STANDARD FINISH



Flat steel plate (3 mm)

ORIGINAL FINISH



Vertical ribbed cast iron panels (20 mm)

DESIGN FINISH



Asymmetrical steel streaks (10 mm)

ROUND FINISH



Vertically rounded cast iron (20mm)

TRIANGLE FINISH



Verticaal gekartelde gietijzeren lamellen (20 mm)

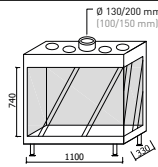


**FIREPLACES**

**2-SIDED**

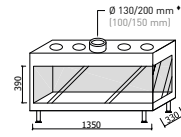


H 75 cm



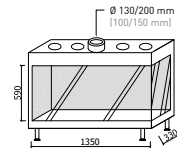
**MF 1050-75 GHE 2S L/R**

H 40 cm



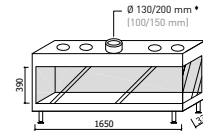
**MF 1300-40 GHE 2S L/R**

H 60 cm



**MF 1300-60 GHE 2S L/R**

H 40 cm



**MF 1600-40 GHE 2S L/R**

STANDARD INTERIEUR	5.253 €	4.738 €	5.305 €	5.047 €
ORIGINAL INTERIEUR	6.056 €	5.422 €	6.061 €	5.838 €
DESIGN INTERIEUR	6.257 €	5.664 €	6.252 €	6.100 €
ROUND INTERIEUR	on request	on request	on request	on request
TRIANGLE INTERIEUR	on request	on request	on request	on request
CERAMIC LOGS	included*	340 €**	included*	412 €**
PREMIUM NON REFLECTIVE GLASS SUPPLEMENT	1.133 €	1.082 €	1.133 €	1.082 €
POWER (rated power)*** (OUTPUT)	9,5 kW	8,3 kW	9,5 kW	9,6 kW
EFFICIENCY (power rated efficiency)	87%	82%	87%	83,3%
ECOLABEL G20	A	B	A	B
ECOLABEL G30	B	B	B	B

\* Standard model with ceramic woodlogs, not available with pebbles. \*\* Standard model with pebbles, ceramic woodlogs are optional. \*\*\*Specified values for gaz category I<sub>E</sub>+



All models are available for bottled/cylinder gas, LPG, propane, butane,...

◆ Ø 130/200 mm (100/150 mm)

Each appliance has been fitted with a Ø 130/200 mm connection.

For connections to a flue gas duct Ø 100/150 mm please order a USVK 1013 reducer

**INTERIOR FINISH FIREPLACES**

**STANDARD FINISH**



Flat steel plate (3 mm)

**ORIGINAL FINISH**



Vertical ribbed cast iron panels (20 mm)

**DESIGN FINISH**



Asymmetrical steel streaks (10 mm)

**ROUND FINISH**



Vertically rounded cast iron (20mm)

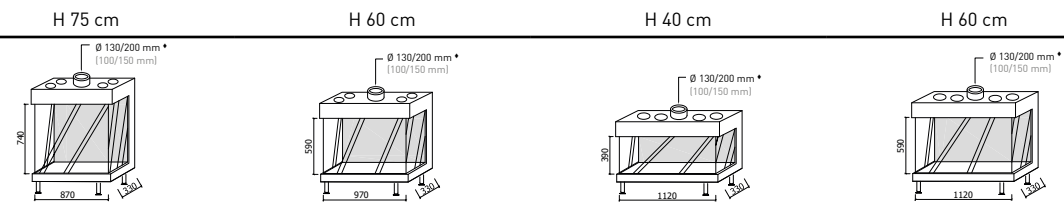
**TRIANGLE FINISH**



Vertically serrated cast iron (20mm)

FIREPLACES

3-SIDED



MF 800-75 GHE 3S      MF 900-60 GHE 3S      MF 1050-40 GHE 3S      MF 1050-60 GHE 3S

STANDARD FINISH	4.841 €	4.738 €	4.326 €	4.841 €
ORIGINAL FINISH	5.353 €	5.135 €	4.772 €	5.305 €
DESIGN FINISH	5.510 €	5.256 €	4.882 €	5.444 €
ROUND FINISH	on request	on request	on request	on request
TRIANGLE FINISH	on request	on request	on request	on request
CERAMIC LOGS	included*	included*	206 €**	included*
PREMIUM NON REFLECTIVE GLASS SUPPLEMENT	1.236 €	1.236 €	1.133 €	1.236 €
POWER (rated power)*** (OUTPUT)	8,1 kW	8,1 kW	8,0 kW	9,5 kW
EFFICIENCY (power rated efficiency)	84,5%	84,5%	84,8%	87%
ECOLABEL G20	B	B	B	A
ECOLABEL G30	B	B	B	B



All models are available for bottled/cylinder gas, LPG, propane, butane,...

◆ Ø 130/200 mm (100/150 mm)  
Each appliance has been fitted with a Ø 130/200 mm connection.  
For connections to a flue gas duct Ø 100/150 mm please order a USVK 1013 reducer

\* Standard model with ceramic woodlogs, not available with pebbles. \*\* Standard model with pebbles, ceramic woodlogs are optional. \*\*\*Specified values for gaz category I<sub>E</sub>+


INTERIOR FINISH FIREPLACES

STANDARD FINISH



Flat steel plate (3 mm)

ORIGINAL FINISH



Vertical ribbed cast iron panels (20 mm)

DESIGN FINISH




Asymmetrical steel streaks (10 mm)

ROUND FINISH



Vertically rounded cast iron (20mm)

TRIANGLE FINISH

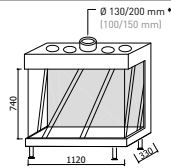


Vertically serrated cast iron (20mm)

3-SIDED

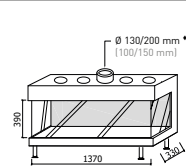


H 75 cm



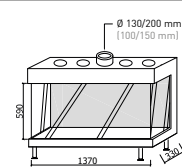
MF 1050-75 GHE 3S

H 40 cm



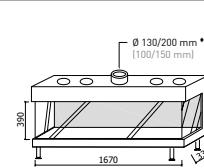
MF 1300-40 GHE 3S

H 60 cm



MF 1300-60 GHE 3S

H 40 cm



MF 1600-40 GHE 3S

STANDARD FINISH	5.408 €	4.893 €	5.459 €	5.202 €
ORIGINAL FINISH	5.985 €	5.348 €	6.033 €	5.717 €
DESIGN FINISH	6.161 €	5.497 €	6.206 €	5.882 €
ROUND FINISH	on request	on request	on request	on request
TRIANGLE FINISH	on request	on request	on request	on request
CERAMIC LOGS	included*	340 €**	included*	412 €**
PREMIUM NON REFLECTIVE GLASS SUPPLEMENT	1.288 €	1.236 €	1.288 €	1.236 €
POWER (rated power)*** (OUTPUT)	9,5 kW	8,3 kW	9,5 kW	9,6 kW
EFFICIENCY (power rated efficiency)	87%	82%	87%	83,3%
ECOLABEL G20	A	B	A	B
ECOLABEL G30	B	B	B	B

\* Standard model with ceramic woodlogs, not available with pebbles. \*\* Standard model with pebbles, ceramic woodlogs are optional. \*\*\*Specified values for gaz category I<sub>E</sub>+



All models are available for bottled/cylinder gas, LPG, propane, butane,...

◆ Ø 130/200 mm (100/150 mm)  
Each appliance has been fitted with a Ø 130/200 mm connection.  
For connections to a flue gas duct Ø 100/150 mm please order a USVK 1013 reducer

INTERIOR FINISH FIREPLACES

STANDARD FINISH



Flat steel plate (3 mm)

ORIGINAL FINISH



Vertical ribbed cast iron panels (20 mm)

DESIGN FINISH



Asymmetrical steel streaks (10 mm)

ROUND FINISH



Vertically rounded cast iron (20mm)

TRIANGLE FINISH



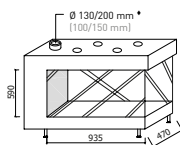
Vertically serrated cast iron (20mm)

**FIREPLACES**

**3-SIDED EXT(ENDED)**

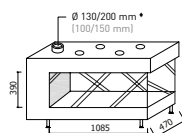


H 60 cm



**MF 900-60 GHE 3S EXT**


H 40 cm



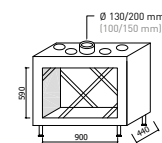
**MF 1050-40 GHE 3S EXT**

STANDARD FINISH	5.408 €	4.996 €
ORIGINAL FINISH	5.511 €	5.099 €
DESIGN FINISH	5.614 €	5.202 €
ROUND FINISH	on request	on request
TRIANGLE FINISH	on request	on request
CERAMIC LOGS	included*	186 €
PREMIUM NON REFLECTIVE GLASS SUPPLEMENT	1.854 €	1.648 €
POWER (rated power)***(OUTPUT)	8,7 kW	8,3 kW
EFFICIENCY (power rated efficiency)	86,5%	84%
ECOLABEL G20	B	B
ECOLABEL G30	B	B

**TUNNEL**

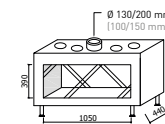


H 60 cm



**MF 900-60 GHE T**

H 40 cm



**MF 1050-40 GHE T**

STANDARD FINISH	5.408 €	4.996 €
ORIGINAL FINISH	5.511 €	5.099 €
DESIGN FINISH	5.614 €	5.202 €
ROUND FINISH	on request	on request
TRIANGLE FINISH	on request	on request
CERAMIC LOGS	included*	186 €
PREMIUM NON REFLECTIVE GLASS SUPPLEMENT	1.648 €	1.442 €
POWER (rated power)***(OUTPUT)	8,7 kW	8,3 kW
EFFICIENCY (power rated efficiency)	86,5%	84%
ECOLABEL G20	B	B
ECOLABEL G30	B	B

\* Standard model with ceramic woodlogs, not available with pebbles. \*\* Standard model with pebbles, ceramic woodlogs are optional. \*\*\*Specified values for gaz category I<sub>2</sub>E+


**INTERIOR FINISH FIREPLACES**

**STANDARD FINISH**



Flat steel plate (3 mm)

**ORIGINAL FINISH**



Vertical ribbed cast iron panels (20 mm)

**DESIGN FINISH**



Asymmetrical steel streaks (10 mm)

**ROUND FINISH**



Vertically rounded cast iron (20mm)

**TRIANGLE FINISH**



Vertically serrated cast iron (20mm)



All models are available for bottled/cylinder gas, LPG, propane, butane,...

◆ Ø 130/200 mm (100/150 mm)  
Each appliance has been fitted with a Ø 130/200 mm connection.  
For connections to a flue gas duct Ø 100/150 mm please order a USVK 1013 reducer

**BURNER FINISH**

**WHITE PEBBLES**



**GREY PEBBLES**



**WOODCHIPS**



**CERAMIC LOGS**



**APPLIANCES WITH A 40 CM HIGH OPENING:**

Standard version equipped with white pebbles, or grey pebbles or woodchips available on demand and without extra charge. Ceramic logs Classic Style available as an option for an additional charge.

**APPLIANCES WITH A 60, 75 and 95 CM HIGH OPENING:**

Standard version equipped with ceramic logs Smoke Style.

**NOT** available with pebbles or woodchips



**ECOWAVE FEATURE  
SAVE UP TO 40% ON GAS CONSUMPTION**

In ECOWAVE mode, the flame height alternates automatically between the highest and lowest position. Not only does this result in a dynamic fire (a very realistic imitation wood fire combined with the ceramic logs!), but it also uses 40% less gas than the fixed highest position. Dynamic, aesthetically pleasing and cost-saving — all in one feature!



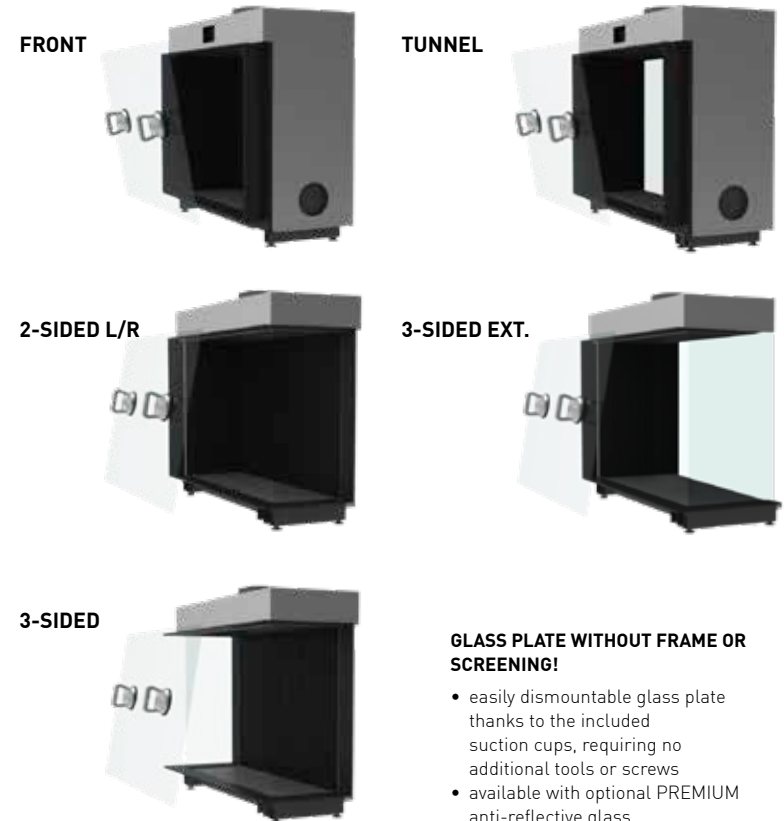
**DOUBLE BURNER  
AN AGREEABLE FIRE WITH 50% OF THE POWER**

An entirely new burner system was designed for the AVENUE collection. In addition to the ECOWAVE feature, there is the burner system, consisting of 2 burners. To create a cosy atmosphere, light the interior burner (so only 1 burner) for a subtle, but realistic imitation wood fire, using only 50% of the burner system's power. Perfect if you want a lovely fire, but less heating. If you light both the interior and exterior burners simultaneously, you will use the fireplace's maximum power, thus creating maximum heating!

**DOOR SYSTEM  
SIMPLE AND SUBTLE**

For an optimal view of the fire and an ultra-clean design without any visible frame or screening, the entire AVENUE collection has been fitted with a glass plate that can be dismantled with the included suction cups. No additional tools are needed. The glass can be detached in one simple movement and then easily dismantled.

User-friendly, easy to install and to maintain!



**GLASS PLATE WITHOUT FRAME OR SCREENING!**

- easily dismantlable glass plate thanks to the included suction cups, requiring no additional tools or screws
- available with optional PREMIUM anti-reflective glass

SPECIFICATIONS

FIREPLACES

FRONT



STANDARD FINISH	_____
ORIGINAL FINISH	~~~~~
DESIGN FINISH	_____
ROUND FINISH	~~~~~
TRIANGLE FINISH	~~~~~
CERAMIC LOGS	
PREMIUM NON REFLECTIVE GLASS SUPPLEMENT	
POWER (rated power)*** (OUTPUT)	
EFFICIENCY (power rated efficiency)	
ECOLABEL G20	
ECOLABEL G30	

H 75 cm	H 60 cm	H 40 cm
<b>MF 800-75 GHE 1S</b>	<b>MF 900-60 GHE 1S</b>	<b>MF 1050-40 GHE 1S</b>
<b>4.584 €</b>	<b>4.378 €</b>	<b>3.914 €</b>
<b>5.498 €</b>	<b>5.086 €</b>	<b>4.657 €</b>
<b>5.698 €</b>	<b>5.239 €</b>	<b>4.839 €</b>
<b>on request</b>	<b>on request</b>	<b>on request</b>
<b>on request</b>	<b>on request</b>	<b>on request</b>
<b>included*</b>	<b>included*</b>	<b>206 €* —</b>
<b>927 €</b>	<b>927 €</b>	<b>824 €</b>
8,1 kW	8,1 kW	8,0 kW
84,5%	84,5%	84,8%
<b>B</b> →	<b>B</b> →	<b>B</b> →
<b>B</b> →	<b>B</b> →	<b>B</b> →

• flue pipe connector diam. 130/200 mm  
 • also possible to connect to a diam. 100/150 mm, depending on the flue route (see installation manual), and with reducer US 13A0006

for AVENUE fireplaces with combustion opening of 40cm high : standard version comes equipped with burner with pebbles/ wood chips, and as an option with ceramic wood logs Classic Style


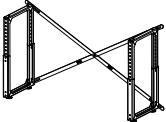
natural gas

propane

+ direct ignition  
 remote control with programmable thermostat

for AVENUE fireplaces with combustion opening of 60/75/95 high : standard version comes equipped with ceramic wood logs Smoke Style. **NOT** available with pebbles/wood chips

**FIREPLACES MODIFICATIONS / -OPTIONS**

Propane gas option 	<b>no supplement</b>
Technical box on the right-hand side (where left is standard)	<b>no supplement</b>
Steel side plate (4 mm) to replace glass plate (corner and 3-sided models)	<b>34 €</b>
Support for elevated installation	
variable 30 -> 48 cm (from floor level till underside of combustion opening)	<b>237 €</b>
	
variable 48 -> 83 cm (from floor level till underside of combustion opening)	<b>289 €</b>

PREMIUM non reflective glass: non reflective in 10 layers (prices see p. 40 - 46)

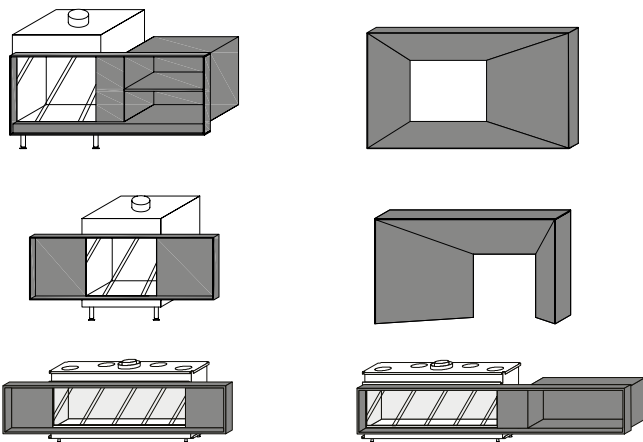
**OPTIONAL PREMIUM NON REFLECTIVE GLASS MAINTENANCE:**

PREMIUM non reflective glass has been treated with 10 coating layers that reduce reflectivity to virtually 0%. These delicate coating layers are to be cleaned with caution. In order not to damage the coating layers on the glass (interior and exterior), please do not use hard sponges/ scourers, newspapers, steel wool, abrasive cleaning agents or cleaning agents containing ammonia.

The use of corrosive and abrasive products, such as cleaners for ceramic cookers, is not permitted either. Even the Metalfire Clean Glass 500 ml is NOT to be used for this purpose. Please only use a neutral cleaning product (not acid or alkaline), e.g. a window cleaning product such as 'Instanet' or 'Glassex', and a soft cloth or sponge. We also advise you to read our maintenance instructions in the user manual.

**FIREPLACE OPTIONS**

**CONCEPTS**



**MADE-TO-MEASURE CONCEPTS:**

all concepts, extensions, floor plates,...., are available in bespoke models & dimensions. Prices provided on request by email at calculation@metalfire.eu. See MADE-TO-MEASURE p. 87

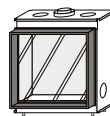


**CUSTOM MADE**

**PRICE ON REQUEST**

## FIREPLACE OPTIONS

## FINISHING FRAMES STEEL 90 x 10 mm

## FRONT



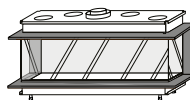
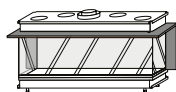
3-ZIJDIG

3-ZIJDIG + PLINT

4-ZIJDIG

MF 800-75 GHE 1S	592 €	742 €	685 €
MF 900-60 GHE 1S / T(UNNEL)	592 €	736 €	685 €
MF 1050-40 GHE 1S / T(UNNEL)	587 €	731 €	680 €
MF 1050-60 GHE 1S	592 €	742 €	690 €
MF 1050-75 GHE 1S	597 €	777 €	690 €
MF 1300-40 GHE 1S	644 €	773 €	742 €
MF 1300-60 GHE 1S	654 €	810 €	752 €
MF 1600-40 GHE 1S	649 €	843 €	752 €
L[arge] MF 1300-95 GHE 1S	670 €	918 €	767 €

## 3-SIDED

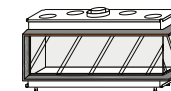
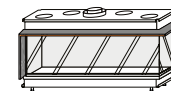


5-ZIJDIG

8-ZIJDIG

MF 800-75 GHE 3S	752 €	839 €
MF 900-60 GHE 3S	742 €	839 €
MF 1050-40 GHE 3S	742 €	839 €
MF 1050-60 GHE 3S	752 €	847 €
MF 1050-75 GHE 3S	803 €	896 €
MF 1300-40 GHE 3S	803 €	863 €
MF 1300-60 GHE 3S	803 €	929 €
MF 1600-40 GHE 3S	803 €	962 €

## 2-SIDED

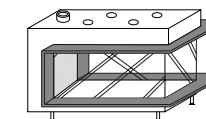
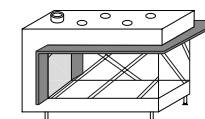


4-SIDED

6-SIDED

MF 800-75 GHE 2S L/R	742 €	762 €
MF 900-60 GHE 2S L/R	731 €	762 €
MF 1050-40 GHE 2S L/R	731 €	762 €
MF 1050-60 GHE 2S L/R	742 €	762 €
MF 1050-75 GHE 2S L/R	793 €	824 €
MF 1300-40 GHE 2S L/R	793 €	824 €
MF 1300-60 GHE 2S L/R	793 €	824 €
MF 1600-40 GHE 2S L/R	793 €	847 €

## 3-SIDED EXT



5-SIDED

8-SIDED

MF 900-60 GHE 3S EXT	803 €	865 €
MF 1050-40 GHE 3S EXT	803 €	855 €

The **FINISHING FRAMES** are also available in varying sizes and specifications. Price provided upon request by email at [calculation@metalfire.eu](mailto:calculation@metalfire.eu)



**OPTIONS FOR VENTILATION & FLUE**

**OPTIONS FOR VENTILATION**

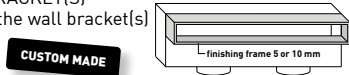
AIRBOX-convection set (2x Airboxlight, 1x Airboxdoor, 5m flexible, 4x locking band) **509 €**

DOUBLE AIRBOX-convection set (4x Airboxlight, 2x Airboxdoor, 2x5m flexible, 8x locking band) **1.018 €**

**MADE-TO-MEASURE CONVECTION AIR SLOT + MOUNTING BRACKET(S)**

The method of mounting (wall, ceiling,...) and dimensions for the wall bracket(s) must be specified with the order.

For prices, please send your plan/draft/design to calculation@metalfire.eu



on request

**OPTIONS FOR FLUE**

FLUE PIPE PARTS – METALOTERM UK, see p. 57

diam. 80/130 mm

**NOT SUITABLE** for natural draught

for individual fan assisted smoke exhaust (for fans see below)

FLUE PIPE PARTS – METALOTERM US, see p. 67

diam. 100/150 mm

for smoke exhaust with natural draught (depending on flue route, see installation manual)

for individual fan assisted smoke exhaust (for fans see below)

diam. 130/200 mm

for smoke exhaust with natural draught (depending on flue route, see installation manual)

**NOT SUITABLE** for individual fan assisted smoke exhaust

(INDIVIDUAL) MECHANICAL SMOKE FAN (diameter connection plate 80/130 mm)

Please explicitly define connection plate when ordering.

**RHGC160** smoke extractor for mounting on façade and roof/chimney, automatic speed controller EFC21 (pre-mounted in the technical box of the appliance) -> to be installed in combination with: **METALOTERM UK 80/130** mm flue pipe **2.311 €**



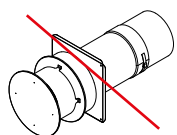
**RHGC160** smoke extractor for mounting on façade and roof/chimney, automatic speed controller EFC21 (pre-mounted in the technical box of the appliance) -> to be installed in combination with: **METALOTERM US 100/150** mm flue pipe **2.311 €**



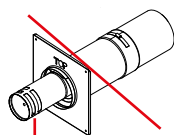
**heat resistant electrical cable 7G 1,5 mm<sup>2</sup>** (silicone cable, max. 180°C), to run from fireplace (technical box) to smoke fan **8€/meter**

**! NOT SUITABLE FOR METALFIRE AVENUE FIREPLACES:**

USDHC 13

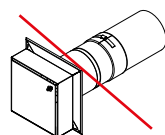


USDHC2 10



2 slots

USDHC3 10



**CLEANING PRODUCTS + SPARE PARTS**

Heat resistant paint/spray, Black 9108, 400 ml (12 item box) **248 €**

Suction cup for glass **42 €/p.**

Remote control **106 €**



## SPARE PARTS

## CERAMIC GLASS PLATE

## FRONT / TUNNEL

MF 800-75 GHE 1S	<b>319 €</b>
MF 900-60 GHE 1S / T(UNNEL)	<b>319 €</b>
MF 1050-40 GHE 1S / T(UNNEL)	<b>268 €</b>
MF 1050-60 GHE 1S	<b>319 €</b>
MF 1050-75 GHE 1S	<b>381 €</b>
MF 1300-40 GHE 1S	<b>319 €</b>
MF 1300-60 GHE 1S	<b>381 €</b>
MF 1600-40 GHE 1S	<b>319 €</b>
L(arge) MF 1300-95 GHE 1S	<b>587 €</b>

## 2-SIDED

## GLASS FRONT

## GLASS SIDE

MF 800-75 GHE 2S L/R	<b>381 €</b>	<b>129 €</b>
MF 900-60 GHE 2S L/R	<b>381 €</b>	<b>113 €</b>
MF 1050-40 GHE 2S L/R	<b>330 €</b>	<b>98 €</b>
MF 1050-60 GHE 2S L/R	<b>381 €</b>	<b>113 €</b>
MF 1050-75 GHE 2S L/R	<b>433 €</b>	<b>129 €</b>
MF 1300-40 GHE 2S L/R	<b>381 €</b>	<b>98 €</b>
MF 1300-60 GHE 2S L/R	<b>433 €</b>	<b>113 €</b>
MF 1600-40 GHE 2S L/R	<b>381 €</b>	<b>98 €</b>

## 3-SIDED

## GLASS FRONT

## 1 GLASS SIDE

MF 800-75 GHE 3S	<b>376 €</b>	<b>129 €</b>
MF 900-60 GHE 3S	<b>376 €</b>	<b>113 €</b>
MF 1050-40 GHE 3S	<b>324 €</b>	<b>98 €</b>
MF 1050-60 GHE 3S	<b>376 €</b>	<b>113 €</b>
MF 1050-75 GHE 3S	<b>427 €</b>	<b>129 €</b>
MF 1300-40 GHE 3S	<b>376 €</b>	<b>98 €</b>
MF 1300-60 GHE 3S	<b>427 €</b>	<b>113 €</b>
MF 1600-40 GHE 3S	<b>376 €</b>	<b>98 €</b>

## 3-SIDED EXT

## GLASS FRONT

## 1 GLASS SIDE

MF 900-60 GHE 3S EXT	<b>381 €</b>	<b>113 €</b>
MF 1050-40 GHE 3S EXT	<b>330 €</b>	<b>98 €</b>

## SPARE PARTS

## CERAMIC GLASS PLATE

## FRONT / TUNNEL

MF 800-75 GHE 1S	<b>953 €</b>
MF 900-60 GHE 1S / T(UNNEL)	<b>953 €</b>
MF 1050-40 GHE 1S / T(UNNEL)	<b>850 €</b>
MF 1050-60 GHE 1S	<b>953 €</b>
MF 1050-75 GHE 1S	<b>1.004 €</b>
MF 1300-40 GHE 1S	<b>953 €</b>
MF 1300-60 GHE 1S	<b>1.004 €</b>
MF 1600-40 GHE 1S	<b>953 €</b>
L(arge) MF 1300-95 GHE 1S	<b>1.288 €</b>

## 2-SIDED

## GLASS FRONT

## SIDE-GLASS

MF 800-75 GHE 2S L/R	<b>979 €</b>	<b>345 €</b>
MF 900-60 GHE 2S L/R	<b>979 €</b>	<b>304 €</b>
MF 1050-40 GHE 2S L/R	<b>876 €</b>	<b>263 €</b>
MF 1050-60 GHE 2S L/R	<b>979 €</b>	<b>304 €</b>
MF 1050-75 GHE 2S L/R	<b>979 €</b>	<b>345 €</b>
MF 1300-40 GHE 2S L/R	<b>979 €</b>	<b>263 €</b>
MF 1300-60 GHE 2S L/R	<b>979 €</b>	<b>304 €</b>
MF 1600-40 GHE 2S L/R	<b>979 €</b>	<b>263 €</b>

## 3-SIDED

## GLASS FRONT

## 1 GLASS SIDE

MF 800-75 GHE 3S	<b>973 €</b>	<b>345 €</b>
MF 900-60 GHE 3S	<b>973 €</b>	<b>304 €</b>
MF 1050-40 GHE 3S	<b>870 €</b>	<b>263 €</b>
MF 1050-60 GHE 3S	<b>973 €</b>	<b>304 €</b>
MF 1050-75 GHE 3S	<b>1.025 €</b>	<b>345 €</b>
MF 1300-40 GHE 3S	<b>973 €</b>	<b>263 €</b>
MF 1300-60 GHE 3S	<b>1.025 €</b>	<b>304 €</b>
MF 1600-40 GHE 3S	<b>973 €</b>	<b>263 €</b>

## 3-SIDED EXT

## GLASS FRONT

## 1 GLASS SIDE

MF 900-60 GHE 3S EXT	<b>979 €</b>	<b>304 €</b>
MF 1050-40 GHE 3S EXT	<b>876 €</b>	<b>263 €</b>

### **FIRST AID**

#### **CUSTOMER SUPPORT**

The customer service department is at the heart of our after-sales service. You can direct all your questions here. If necessary, they will refer you to the most appropriate person.

+32 (0)9 261 51 95

#### **CALCULATIONS**

In addition to the equipment price and standard design concepts which you will find noted in this price list, you can also contact our calculation service. Our calculations department will help you with your offers for both made to measure equipment and for the design of made to measure fireplaces.

+32 (0)9 261 51 92 — [calculation@metalfire.eu](mailto:calculation@metalfire.eu)

#### **ORDERS**

This department centralizes and manages orders. Incoming orders are included in the production schedule. You will then receive an order confirmation with a specific delivery timescale. This department is also available for product status updates.

+32 (0)9 261 51 95 — [order@metalfire.eu](mailto:order@metalfire.eu)

#### **PROJECT ENGINEERING**

All made to measure components are designed by our project engineers. These 3D drawings are then sent to the customer for confirmation. After confirmation, these primary designs are turned into finalised production drawings.

+32 (0)9 261 51 99 — [robby.viaene@metalfire.eu](mailto:robby.viaene@metalfire.eu) - [kristof.de.groote@metalfire.eu](mailto:kristof.de.groote@metalfire.eu)

#### **AFTER SALES SUPPORT**

For technical questions after placement, service and any call outs, you can contact our customer service department.

+32 (0)9 261 53 08 — [service@metalfire.eu](mailto:service@metalfire.eu)

#### **MARKETING**

Our marketing department is able to provide you with photographic material, logos etc. They can also help you with explanations on participation in fairs, advertisements, applications for POS material and lettering for company vehicles.

— [marketing@metalfire.eu](mailto:marketing@metalfire.eu)

#### **FINANCE**

You can go to our finance department for questions regarding payments and invoicing.

— [finance@metalfire.eu](mailto:finance@metalfire.eu)

#### **SUPPORT**

You can contact our technical & sales support for any advice or questions surrounding the technicality of the product before placing your order. This can range from monitoring your information plan to information on the flue, dimensions and specifics of our models

— [support@metalfire.eu](mailto:support@metalfire.eu)

#### **TECHNICAL DRAWINGS**

All drawings for UNIVERSAL fireplaces can be downloaded in PDF, DWG, BIM and STEP (3D) format from [www.metalfire.eu](http://www.metalfire.eu). Drawings for made to measure parts are made after the order, before final production and will be presented for approval at least 4 weeks before delivery.



# METALOTERM

## FLUE PIPE PARTS



Metalfire fireplaces are tested with Metaloterm flues. Ideally, metaloterm parts are used to achieve the stated efficiencies.

[www.metaloterm.com](http://www.metaloterm.com)

### 57 METALOTERM UK

Ø 80/130 mm

#### AVENUE<sup>plus</sup>

- > natural draught (according to flue route, see manual)
- > individual fan assisted draught (for smoke fans)

#### AVENUE

- > individual fan assisted draught (for smoke fans)

### 67 METALOTERM US

Ø 100/150 mm

Ø 130/200 mm

#### AVENUE

- > natural draught (according to flue route, see manual)

#### AVENUE<sup>plus</sup>

- > natural draught (according to flue route, see manual)
- > individual fan assisted draught (for smoke fans)

#### AVENUE

- > natural draught (according to flue route, see manual)
- > individual fan assisted draught (for smoke fans)



# METALOTERM UK

80/130 mm

## CONCENTRIC FLUE PIPE PARTS

Only concentric ducts type UK of the "eOntop Metaloterm" brand may be connected to the models of the AVENUE collection with mechanical exhaust.

The Metaloterm UK system is made of stainless steel with a sealing ring.

A space of min. 5 cm must be left between the duct exterior and the wall or ceiling. The temperature of the exterior pipe housing may reach 140°C.

The exhaust outlet of the flue gas exhaust ducts must meet the following standards:  
NBN 51/003 for Belgium  
NEN 2757 for the Netherlands  
NFD 35-377 for France







## SYSTEM DESCRIPTION

### METALOTERM® UK

The Metaloterm® system is a modular concentric flue system, made of stainless steel with a sealing ring which combines air inlet and flue.

Metaloterm® UK is suitable for low temperatures, condensing and non-condensing applications with flue gasses in positive or negative pressure.

The system is suited for room sealed applications such as condensing heaters and boilers. For Passive house the Metaloterm® assortment provides the Iso-block which can be combined with UK.

### APPLICATIONS METALOTERM® UK

- Concentric flue-system for balanced flue/direct vent gas-fired boilers
- Combined flue-system and air inlet for heating room

### ADVANTAGES METALOTERM® UK

- Boiler adaptors are being manufactured on specification
- Horizontal and vertical terminals
- Sealing rings pre-mounted in every product
- Inner and outer wall of high quality stainless steel
- Easy assembly; lightweight elements
- Compatible with system Metaloterm® ME, UE and MF

## TECHNICAL CHARACTERISTICS

Application	Balanced flue/direct vent
Operating mode	Dry/wet
Pressure	Negative/positive pressure
Max. working pressure	200 Pa
Operating temperature	200 °C
Max. temperature allowed	200 °C
Inner wall	material
	thickness
Outer wall	material
	thickness
Sealant	material
Fuel type	Oil/gas

Inner diameter  
mm 80

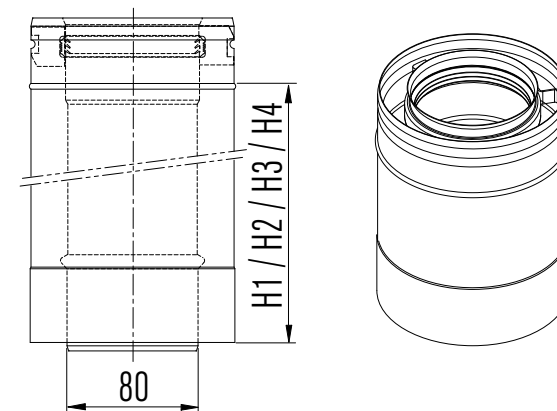
Outer diameter  
mm 130

Cross section  
cm<sup>2</sup> 70

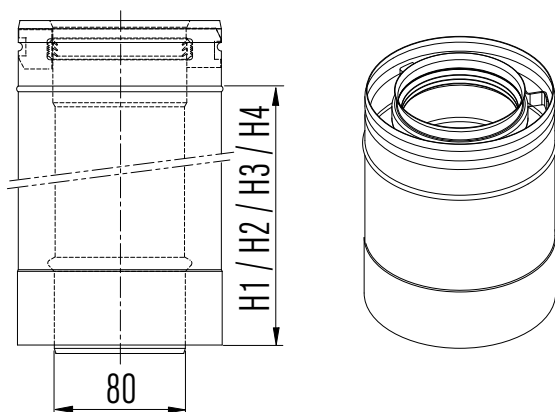
Weight  
±kg/m 2,1

**1 / US 10A0052**CONNECTOR /REDUCER FOR **AVENUE plus**  
100/150 ☒ 80/130**2 / US 13A0006**CONNECTOR /REDUCER FOR **AVENUE**  
130/200 ☒ 80/130**3 / UK 100 08**

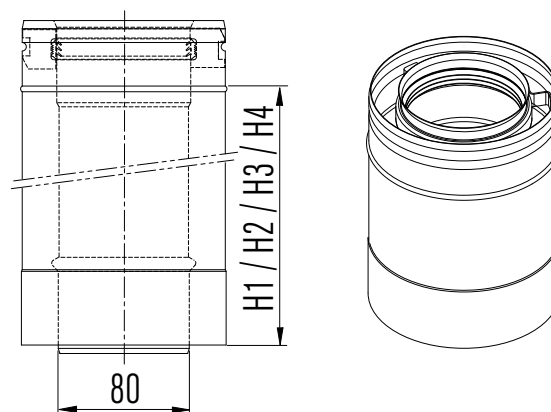
LENGTH 100 CM

**4 / UK 50 08**

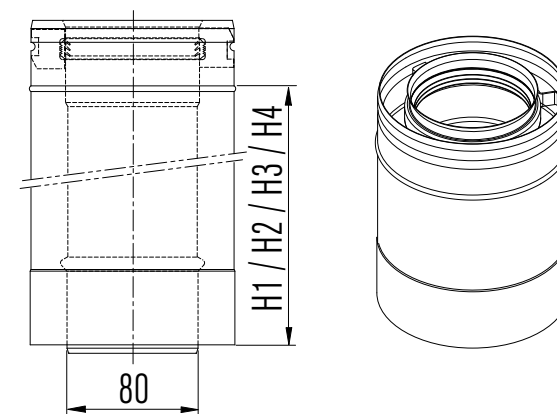
LENGTH 50 CM

**5 / UK 25 08**

LENGTH 25 CM

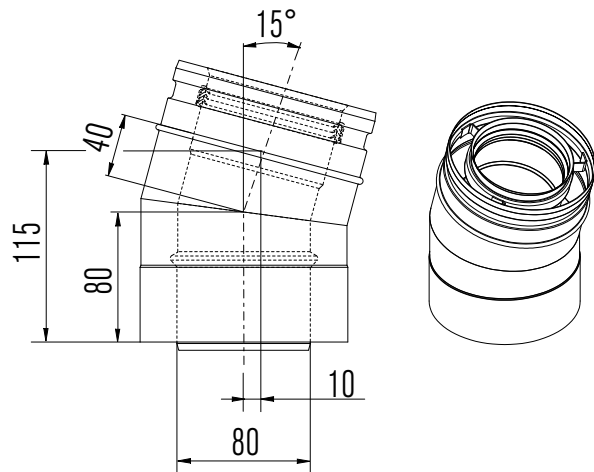
**6 / UK 10 08**

LENGTH 10 CM



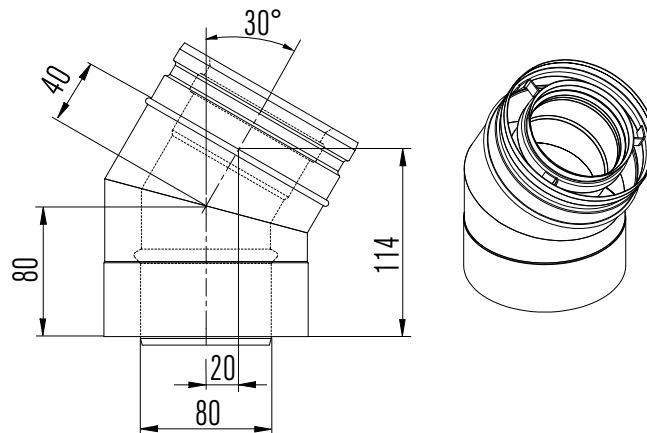
**7 / UKB 15 08**

ELBOW 15°



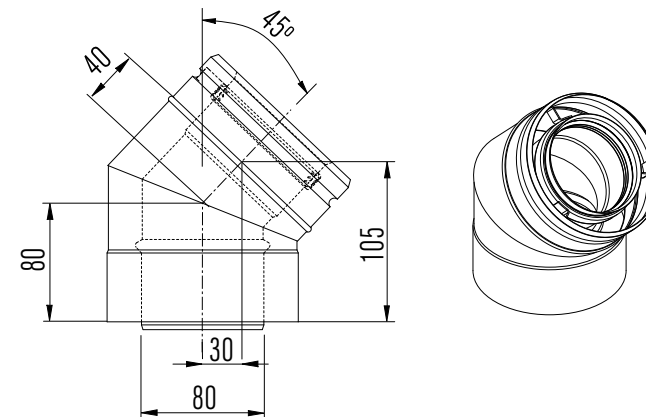
**8 / UKB 30 08**

ELBOW 30°



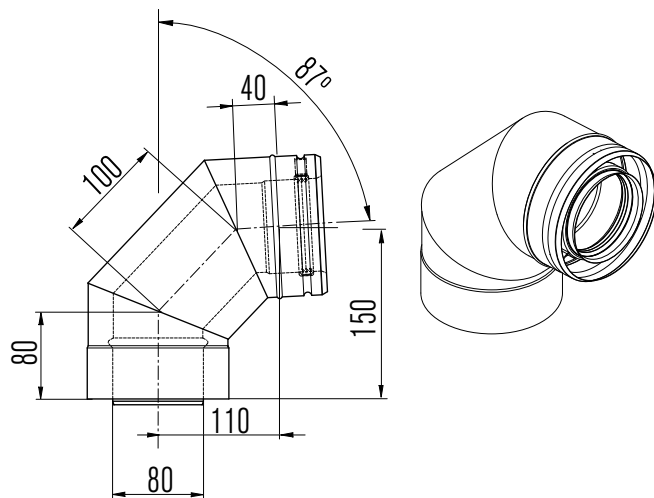
**9 / UKB 43 08**

ELBOW 43°



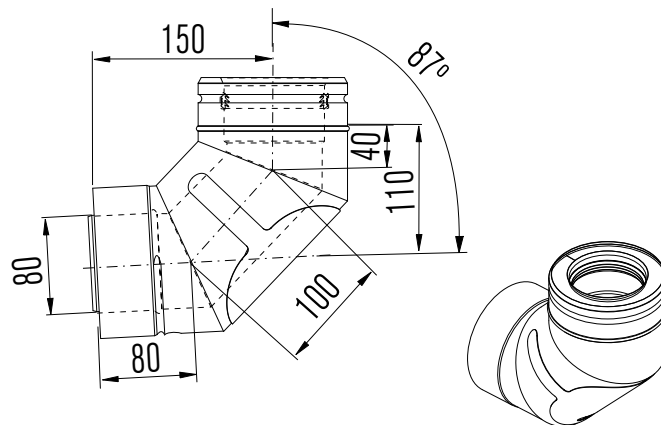
**10 / UKB 87 08**

ELBOW 87°



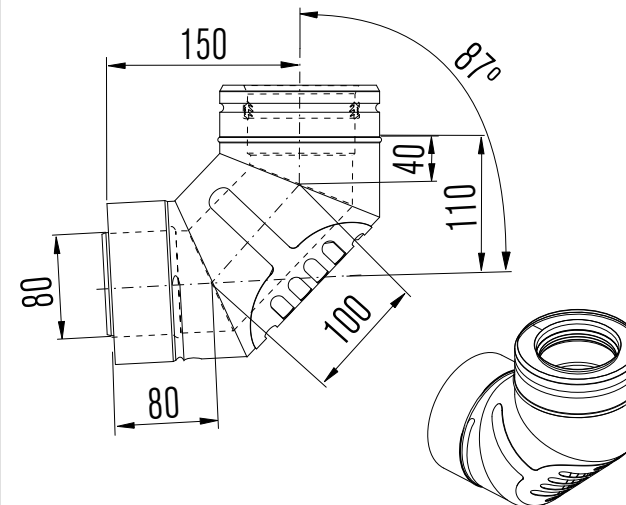
**11 / UKBI87 08**

ELBOW 87° WITH INSPECTION ELEMENT

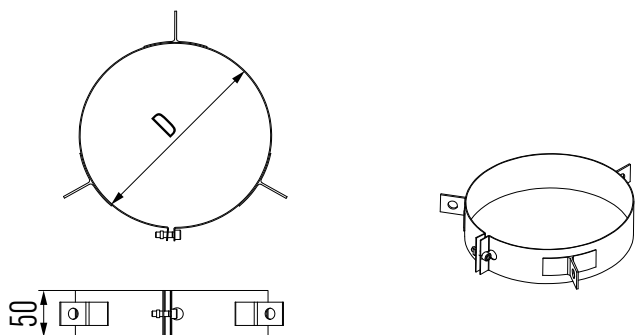


**12 / UKBLG 08**

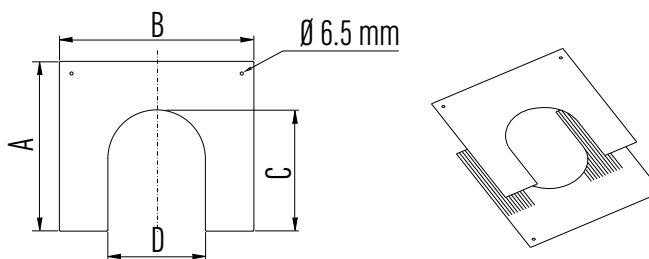
ELBOW 87° WITH AIR INLET



**13 / UKBT 08**  
GUY-WIRE BAND

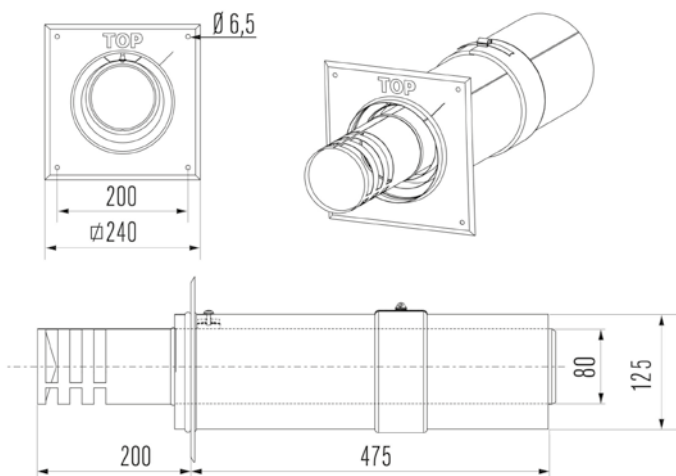


**14 / UKCP 08**  
CENTER PLATE

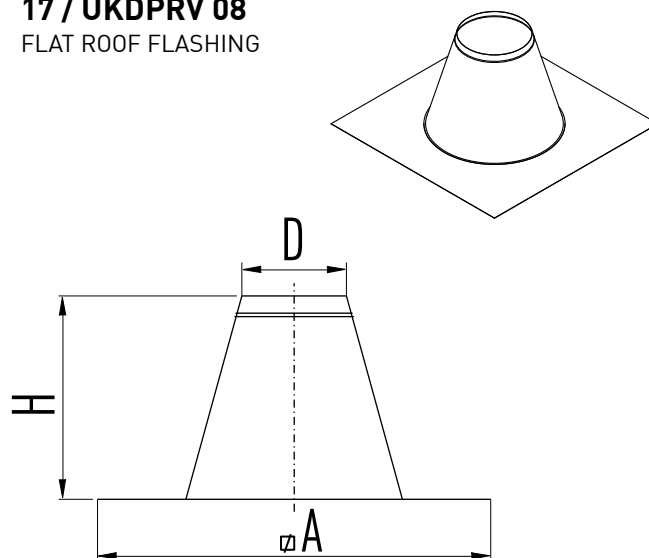


**15 / UKDH 08**  
SLOPE ROOF FLASHING 5° - 30°

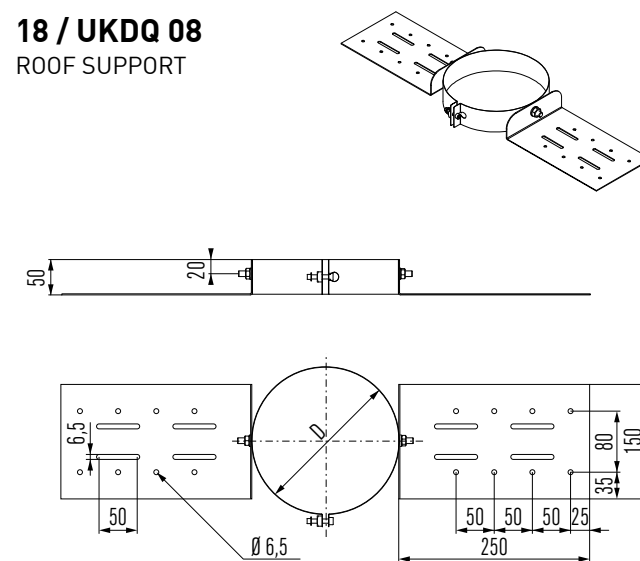
**16 / UKDHC1 08**  
HORIZONTAL TERMINAL EXCENTRIC WITH SMALL WALL COVER



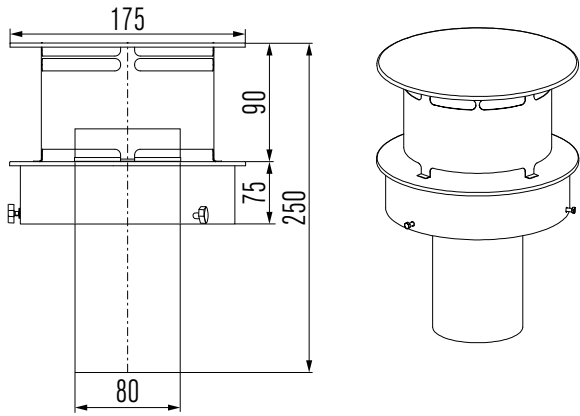
**17 / UKDPRV 08**  
FLAT ROOF FLASHING



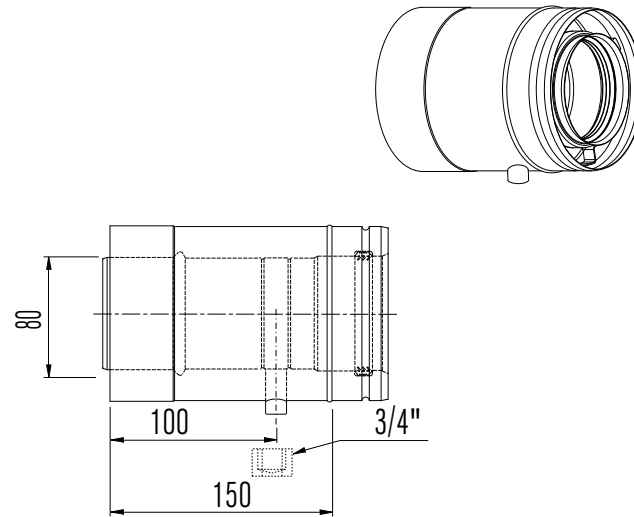
**18 / UKDQ 08**  
ROOF SUPPORT



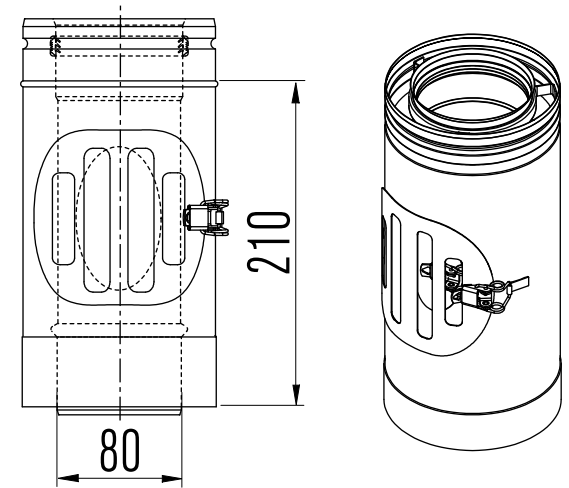
**19 / UKDVC2 08**  
VERTICAL TERMINAL



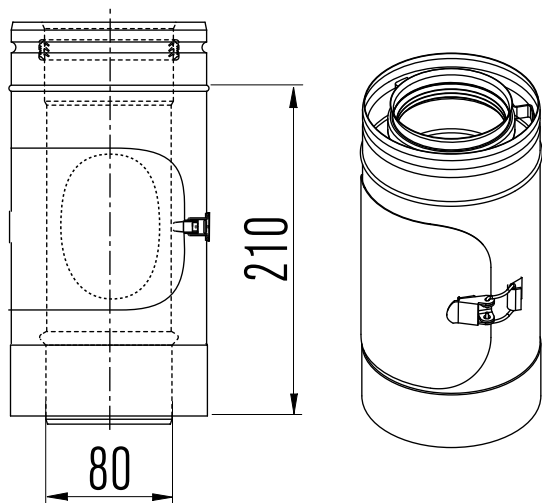
**20 / UKEM 08**  
PROBE LENGTH



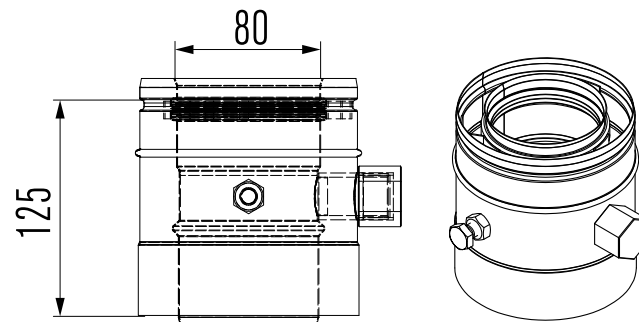
**21 / UKI 08**  
INSPECTION ELEMENT



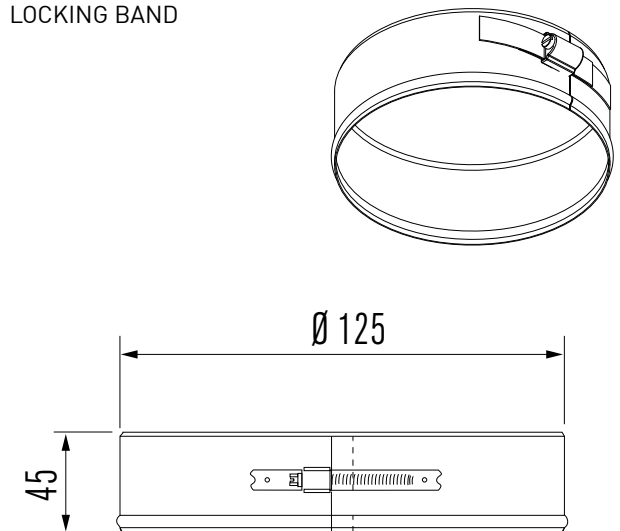
**22 / UKILG 08**  
INSPECTION LENGTH WITH AIR SUPPLY



**23 / UKKAS 08**  
ADAPTOR

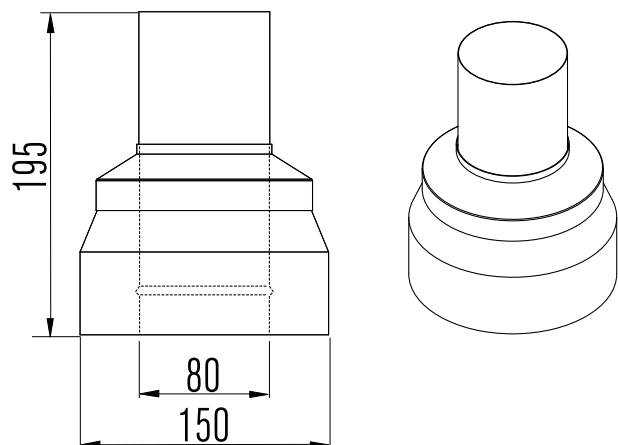
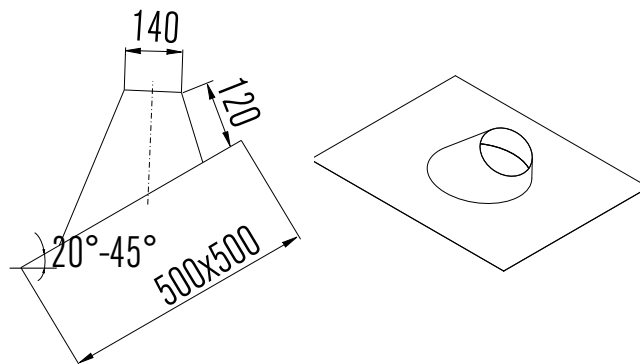


**24 / UKKB 08**  
LOCKING BAND

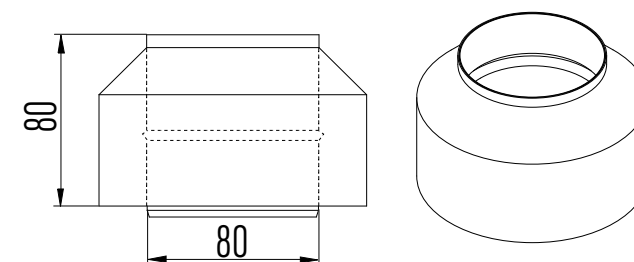


**25 / UKLA 08**

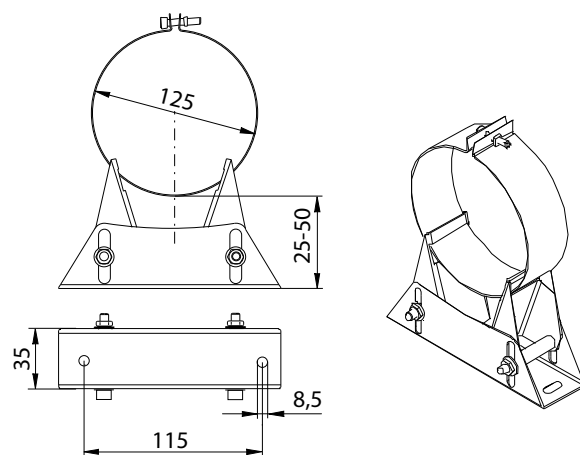
TOP STUB WITH AIR SUPPLY

**26 / UKLS 08**LEAD SLOPE ROOF  
FLASHING 20° - 45°**27 / UKMA 08**

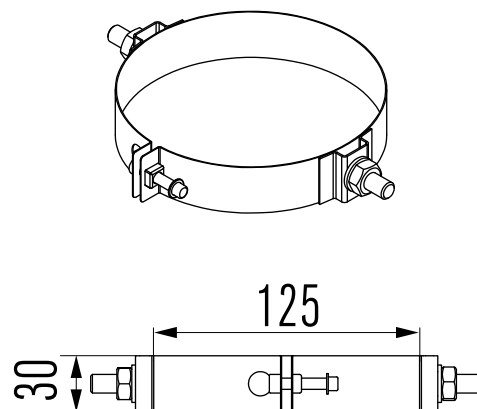
TOP STUB

**28 / UKMB 08**

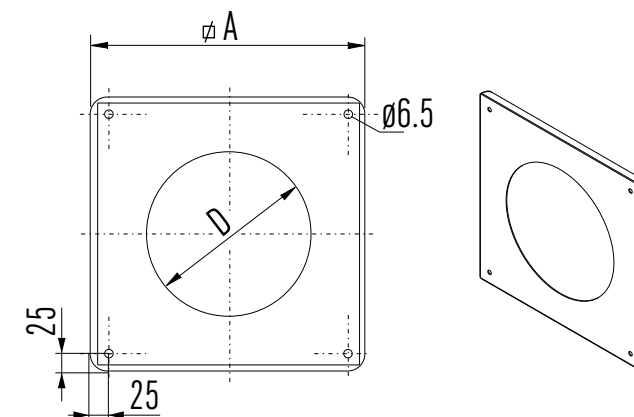
WALL BAND

**29 / UKMO 08**

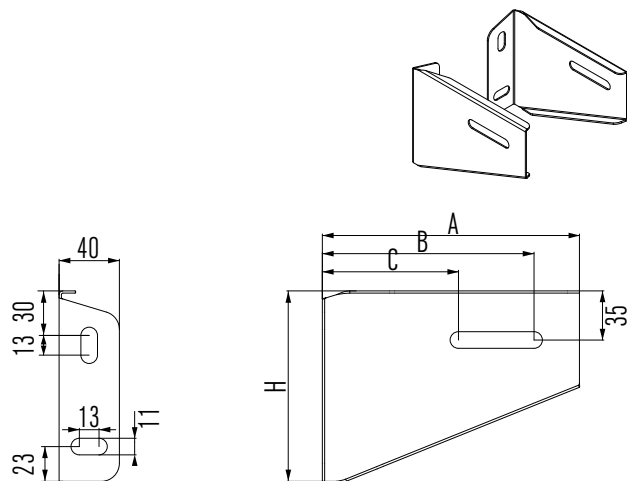
SUPPORT BAND FOR UKOL

**30 / UKMP 08**

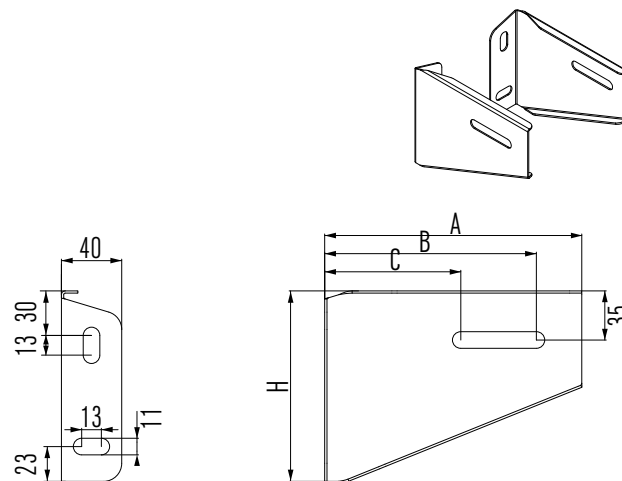
WALL COVER



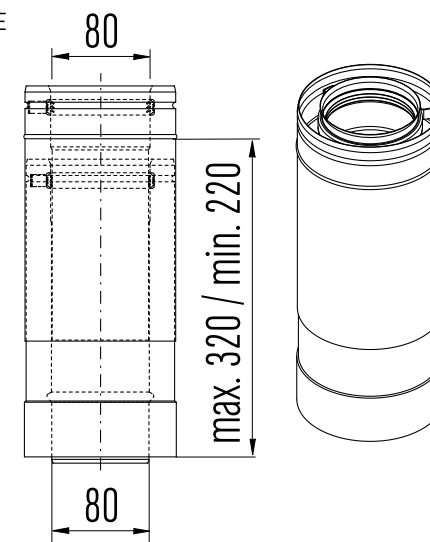
**31 / UKOL 1 08**  
SUPPORT LIGHT 50-90MM



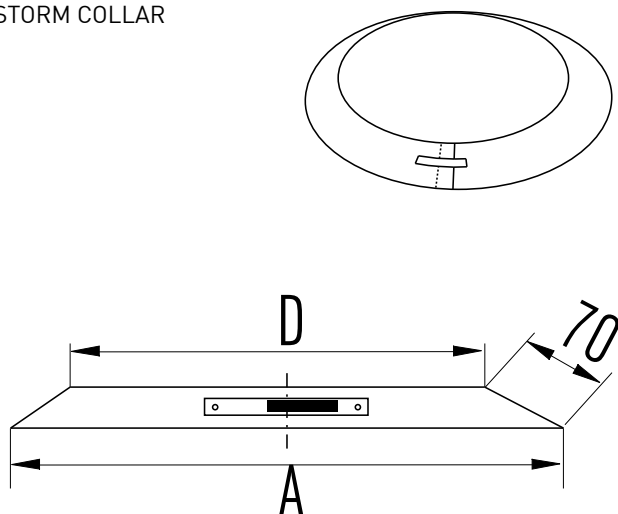
**32 / UKOL 2 08**  
SUPPORT LIGHT 90-200MM



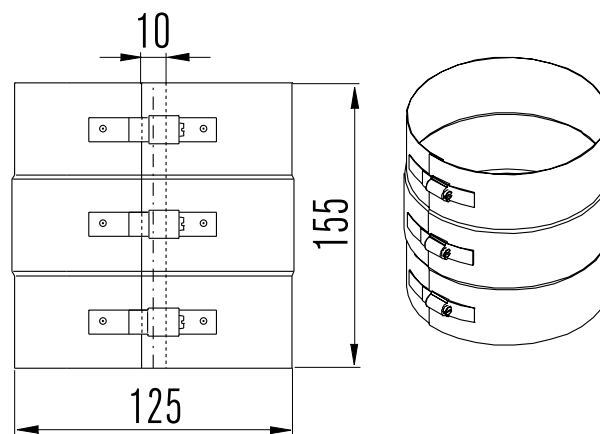
**33 / UKPP 08**  
ADJUSTABLE  
LENGTH



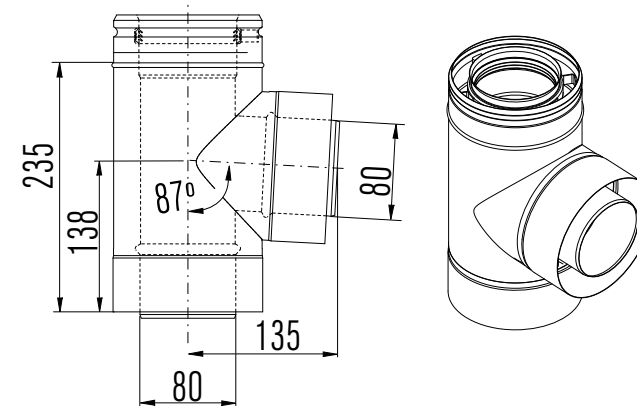
**34 / UKS 08**  
STORM COLLAR



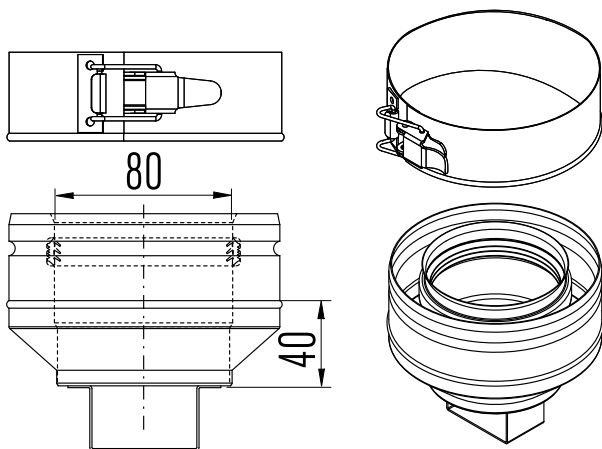
**35 / UKSK 08**  
REINFORCED LOCKING BAND



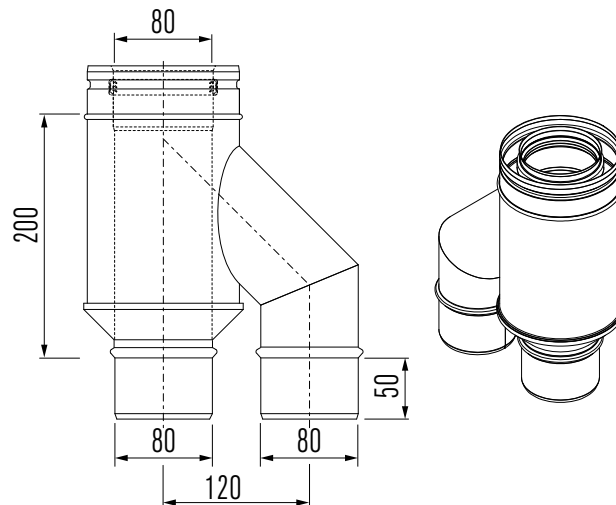
**36 / UKT 87 08**  
TEE 87°



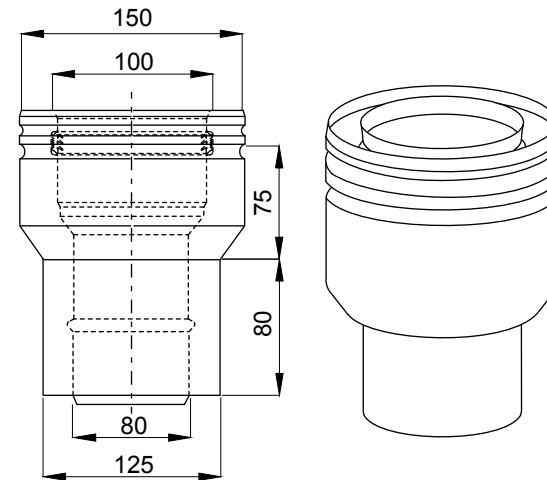
**37 / UKTE 08**  
END CAP



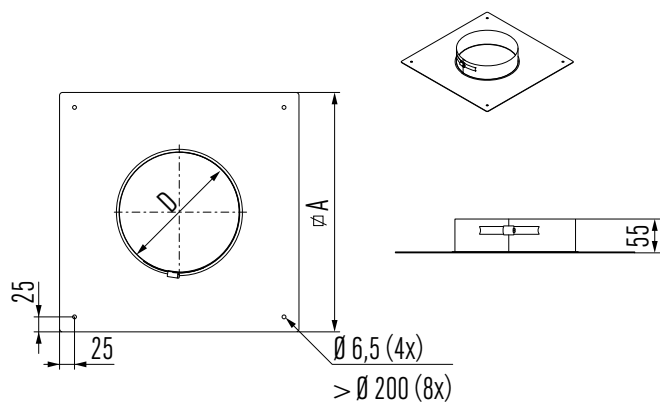
**38 / UKTY 08**  
TROUSER SECTION



**39 / UKVG 08**  
INCREASER (80/130 -> 100/150)



**40 / UKVQ 08**  
CEILING SUPPORT



**41 / EPDM 08**  
EPDM RING

**42 / VITON 08**  
VITON RING



# METALOTERM US

100/150 mm – 130/200 mm

## CONCENTRIC FLUE PIPE PARTS

Only concentric ducts type US of the "eOntop Metaloterm" brand may be connected to the models of the AVENUE collection.

A space of min. 5 cm must be left between the duct exterior and the wall or ceiling. The temperature of the exterior pipe housing may reach 140°C. No section of the flue gas duct configuration may be allowed to slope downwards.

The installation instructions and assembly manuals in English are available on [www.metaloterm.com](http://www.metaloterm.com).  
Flue gas duct configurations with the corresponding diameters (100/150 mm or 130/200 mm) may be calculated using the guidelines and formulas in the manuals.

The exhaust outlet of the flue gas exhaust ducts must meet the following standards:  
NBN 51/003 for Belgium  
NEN 2757 for the Netherlands  
NFD 35-377 for France





## SYSTEM DESCRIPTION

### METALOTERM® US

The Metaloterm® US system is a modular concentric balanced flue system, made of stainless steel which combines air inlet and flue. Metaloterm® US is suitable for high temperature, non-condensing applications with flue gasses in negative pressure. It can be applied on all types of balanced flue gas-fired stoves (class C11 and C31).

For Passive house the Metaloterm® assortment provides the Iso-block which can be combined with US.

### APPLICATIONS METALOTERM® US

- Concentric flue system for balanced flue gas-fired stoves (class C11 and C31)

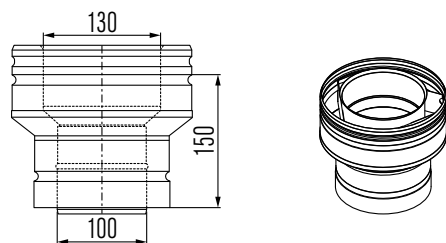
### ADVANTAGES METALOTERM® US

- Both wall- and roof terminals available
- Easy assembly; lightweight elements
- Wide product range offers solutions for virtually all situations
- Tested in combination with many appliances according to EN 613
- Also available in black

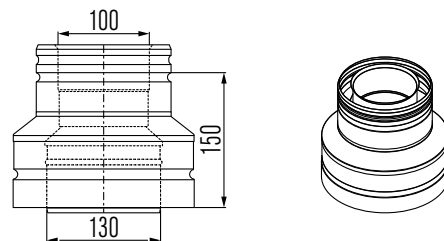
## TECHNICAL CHARACTERISTICS

Application	Balanced flue	
Operating mode	Dry	
Pressure	Negative pressure	
Max. working pressure	-	
Operating temperature	600 °C	
Max. temperature allowed	600 °C	
Inner wall	material	AISI 304/EN 1.4301
	thickness	0.4 mm
Outer wall	material	AISI 304/EN 1.4301
	thickness	0.4 mm
Fuel type	Gas/pellets normal (wood)	
Inner diameter	mm	100 130
Outer diameter	mm	150 200
Cross section	cm <sup>2</sup>	79 133
Weight	±kg/m	2,5 4,0

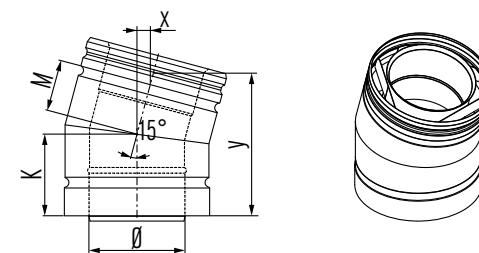
**1 / USVG10 13**  
INCREASER



**2 / USVK10 13**  
REDUCER

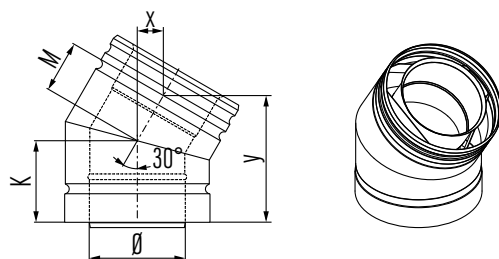


**3 / USB 15**  
ELBOW 15°



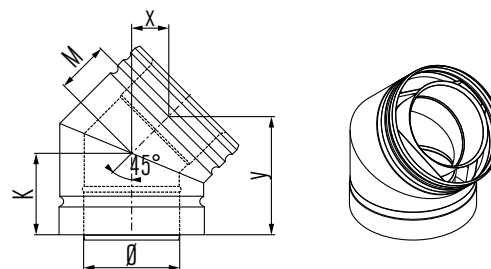
∅	100	130
K	85	95
M	55	65
x	15	15
y	140	165

**4 / USB 30**  
ELBOW 30°



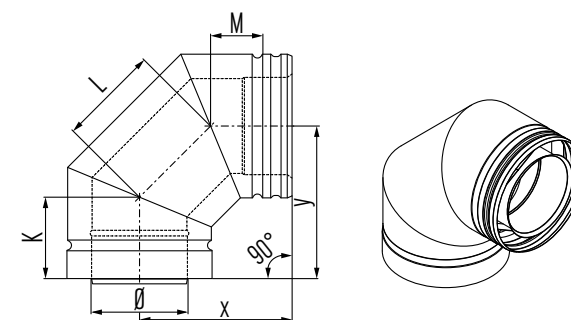
∅	100	130
K	85	95
M	55	65
x	30	35
y	135	150

**5 / USB 45**  
ELBOW 45°



∅	100	130
K	85	95
M	55	65
x	35	45
y	125	140

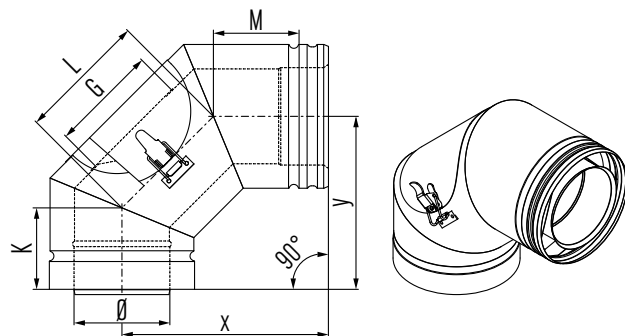
**6 / USB 90**  
ELBOW 90°



∅	100	130
K	85	95
L	105	125
M	55	65
x	130	155
y	160	185

**7 / USBI**

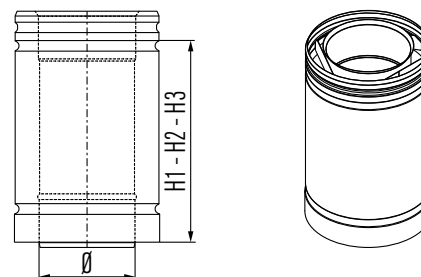
ELBOW 90° WITH INSPECTION COVER



Ø	100	130
K	85	95
L	135	155
M	90	65
G	100	130
x	185	175
y	180	205

**8 / US 100 - 50 - 25**

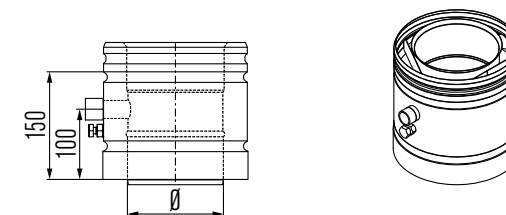
LENGTH



Ø	100	130
H1	955	955
H2	460	460
H3	220	220

**9 / USEM**

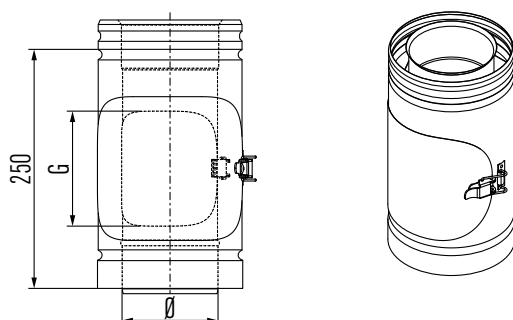
PROBE LENGTH



Ø	100	130
---	-----	-----

**10 / USI**

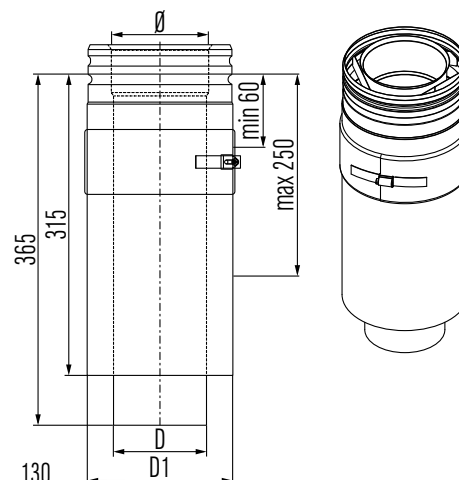
INSPECTION ELEMENT



Ø	100	130
G	100	130

**11 / USPP**

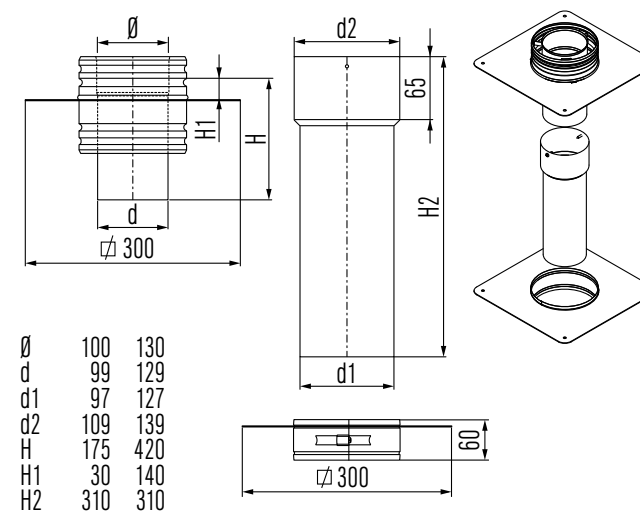
ADJUSTABLE LENGTH



Ø	100	130
D1	152	202
D	97	127

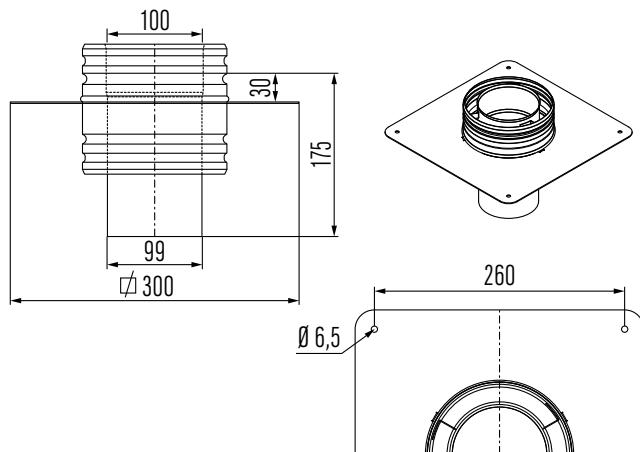
**12 / USSAN**

RENOVATION SET

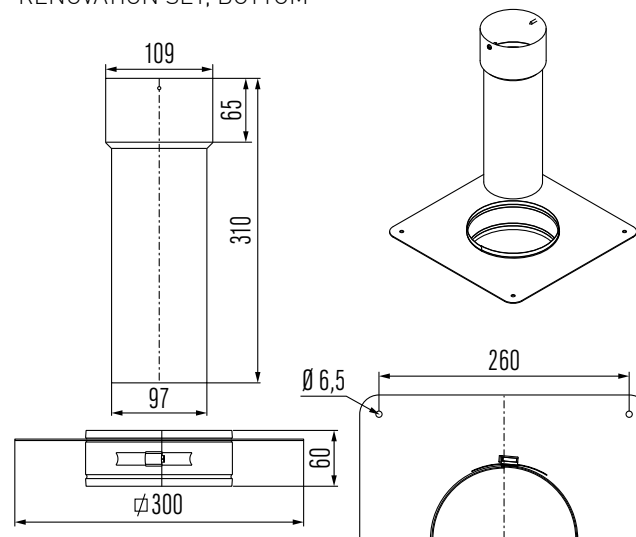


Ø	100	130
d	99	129
d1	97	127
d2	109	139
H	175	420
H1	30	140
H2	310	310

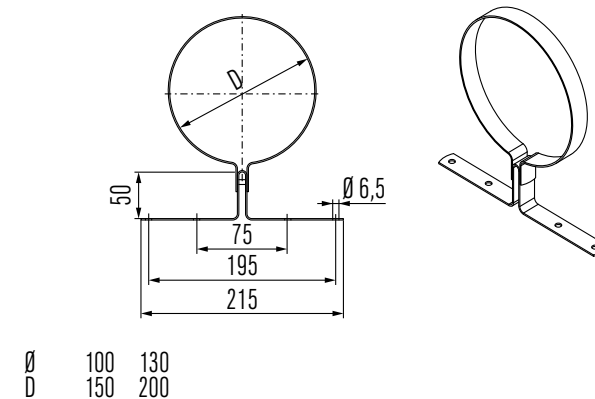
**13 / USSAN1 10**  
RENOVATION SET, TOP



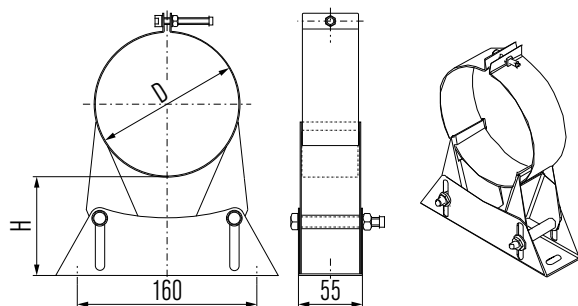
**14 / USSAN2 10**  
RENOVATION SET, BOTTOM



**15 / USEB**  
WALL BAND

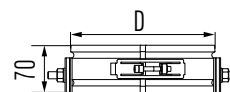


**16 / USMB**  
WALL BAND



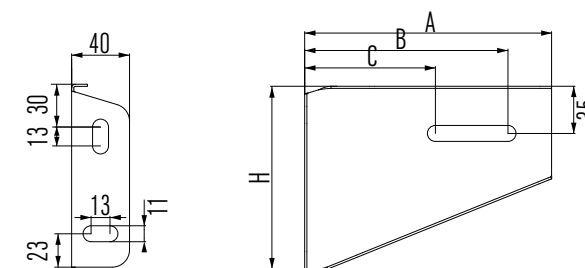
Ø	100	130
D	150	200
H	50-90	50-90

**17 / USMO**  
SUPPORT BAND FOR USOL



Ø	100	130
D	150	200

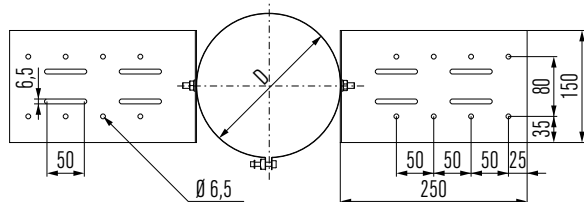
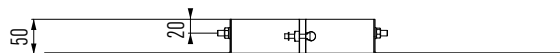
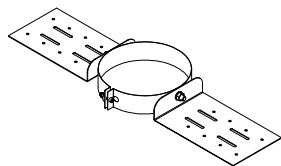
**18 / USOL 1 - USOL 2**  
SUPPORT LIGHT (PAIR)  
FOR USMO



USOL 1 (50-90 mm)		
Ø	100	130
A	220	220
B	190	190
C	125	125
H	170	170

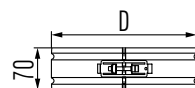
USOL 2 (90-200 mm)		
Ø	100	130
A	315	335
B	285	305
C	165	180
H	255	275

**19 / USDQ**  
ROOF SUPPORT



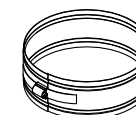
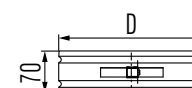
Ø	100	130
D	150	200

**20 / USKB**  
LOCKING BAND



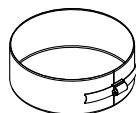
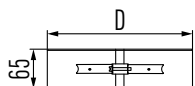
Ø	100	130
D	150	200

**21 / USKBS**  
LOCKING BAND  
WITH SCREW FITTING



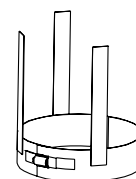
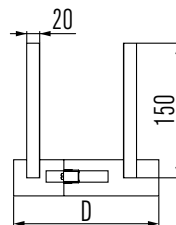
Ø	100	130
D	150	200

**22 / USAB**  
LOCKING BAND SMOOTH



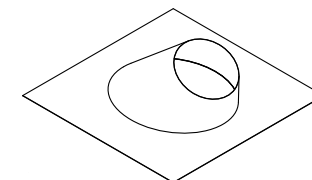
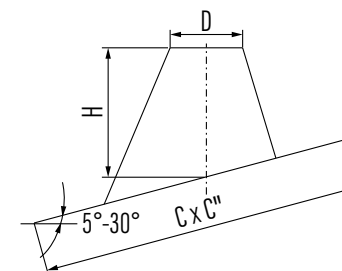
Ø	100	130
D	150	200

**23 / USAH**  
POSITIONER



Ø	100	130
D	150	200

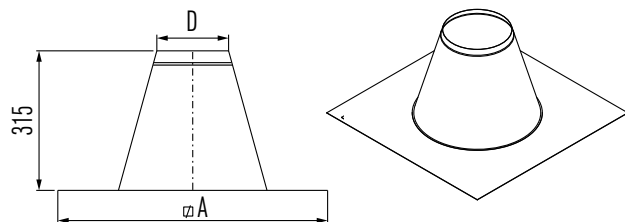
**24 / USDH**  
FLASHING SLOPE ROOF 5°- 30°



Ø	100	130
D	155	205
C	520	575
C"	500	550
H	155	160

**25 / USDP**

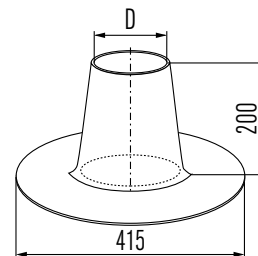
FLAT ROOF FLASHING



Ø	100	130
D	160	210
A	440	490

**26 / USDPAL**

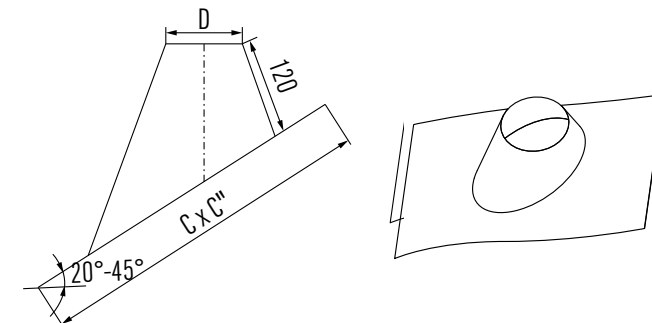
FLAT ROOF FLASHING ALUMINIUM



Ø	100	130
D	155	205

**27 / USLS**

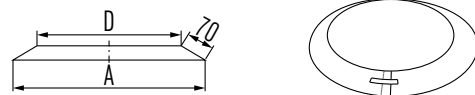
LEAD SLOPE ROOF FLASHING 20° - 45°



Ø	100	130
D	160	210
C	750	750
C''	750	1000

**28 / USSR**

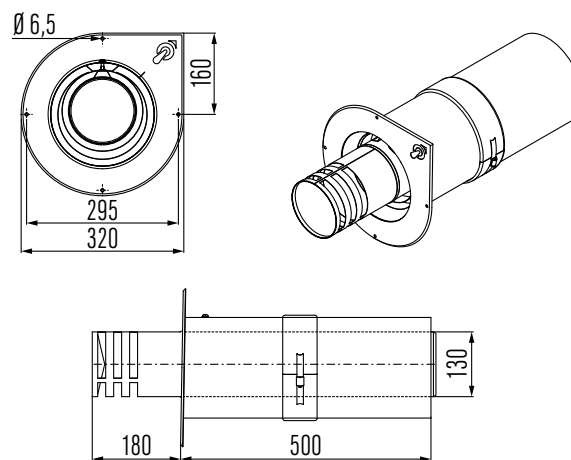
STORM COLLAR



Ø	100	130
D	150	200
A	275	325

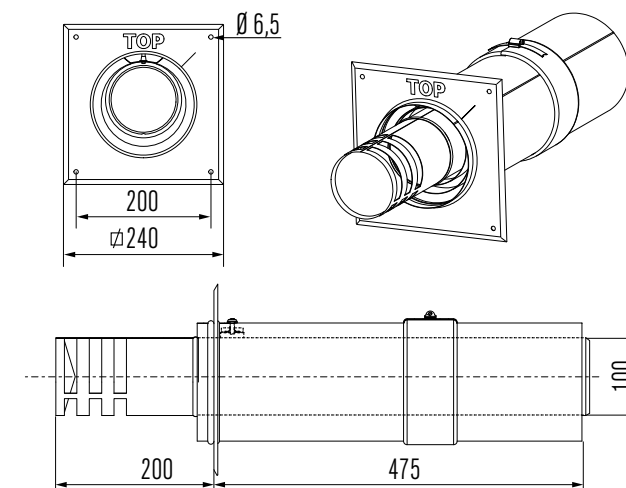
**29 / USDHC4 13**

HORIZONTAL TERMINAL WITH DROP PLATE CAST IRON GREY (INCL. USAB)



**30 / USDHC5 10**

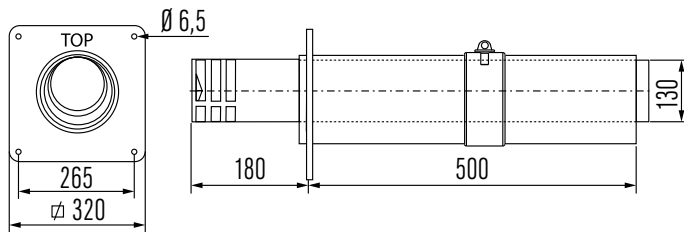
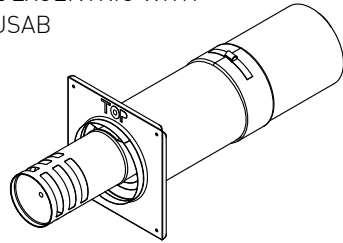
HORIZONTAL TERMINAL ECCENTRIC WITH SMALL WALL COVER (INCL. USAB)





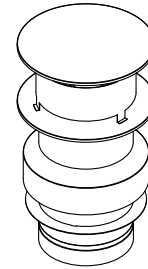
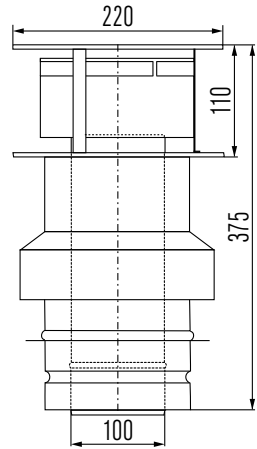
**31 / USDHC1 13**

HORIZONTAL TERMINAL EXCENTRIC WITH SMALL WALL COVER + USAB



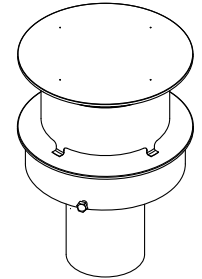
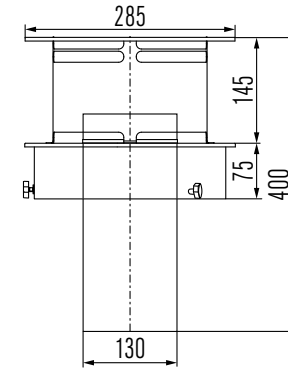
**32 / USDVC2 10**

VERTICAL TERMINAL + USKB



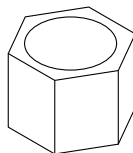
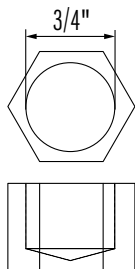
**33 / USDVC 13**

VERTICAL TERMINAL



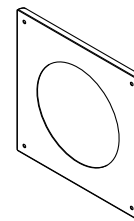
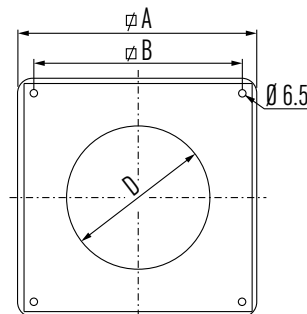
**34 / USE 0304**

CAP 3/4"



**35 / USMPG**

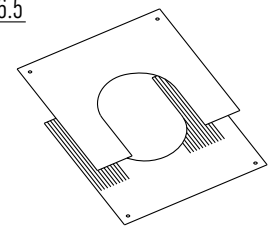
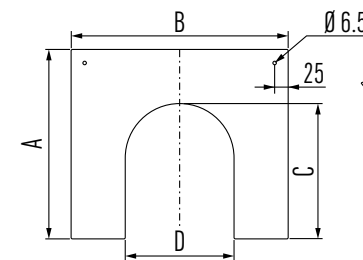
WALL PLATE



Ø	100	130
D	153	203
A	300	350
B	260	310

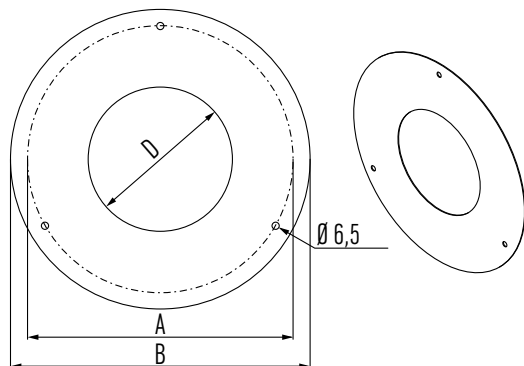
**36 / USCP**

CENTRE PLATES (PAIR)



Ø	100	130
A	275	300
B	350	400
C	175	200
D	151	201

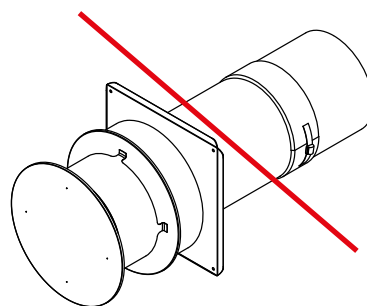
**37/ USR**  
ROSETTE



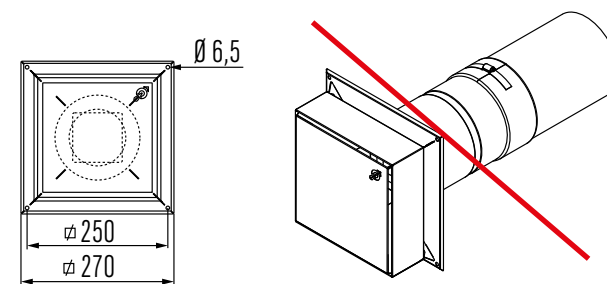
∅	100	130
D	154	204
B	290	340
A	270	320

**NOT SUITABLE FOR METALFIRE AVENUE FIREPLACES**

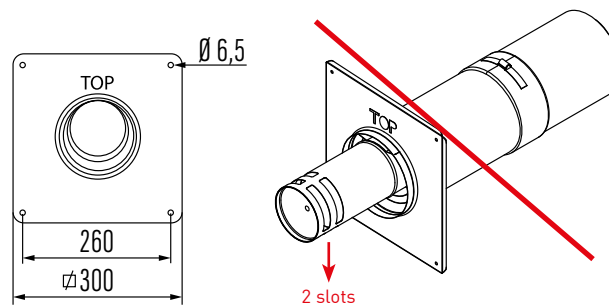
**USDHC 13**  
HORIZONTAL TERMINAL + USAB



**USDHC3 10**  
HORIZONTAL TERMINAL + USAB



**USDHC2 10**  
HORIZONTAL TERMINAL EXCENTRIC WITH  
LARGE WALL COVER + USAB



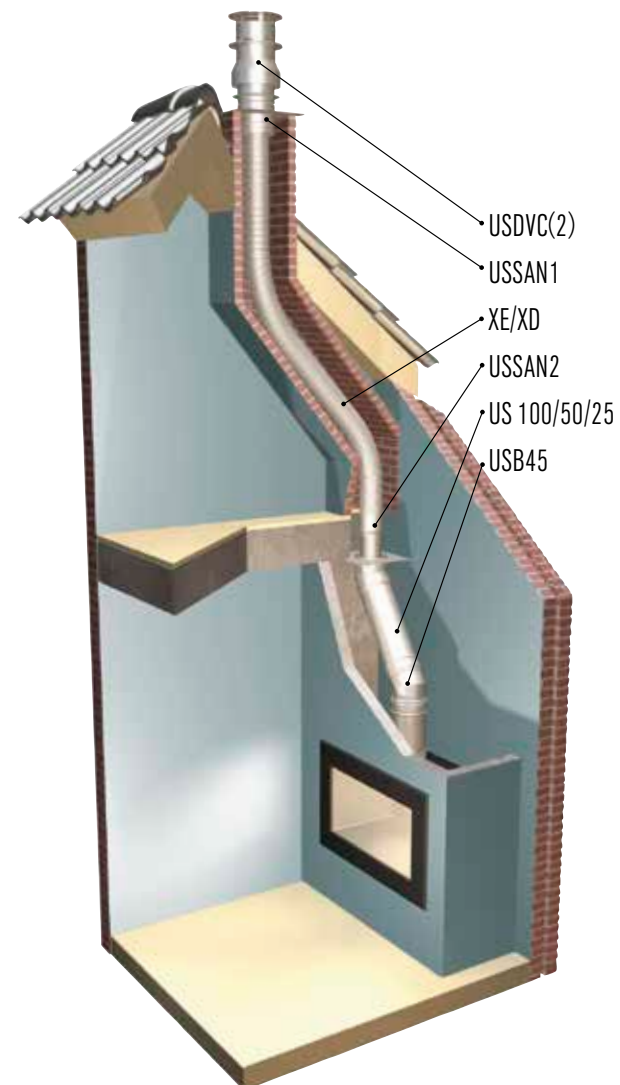
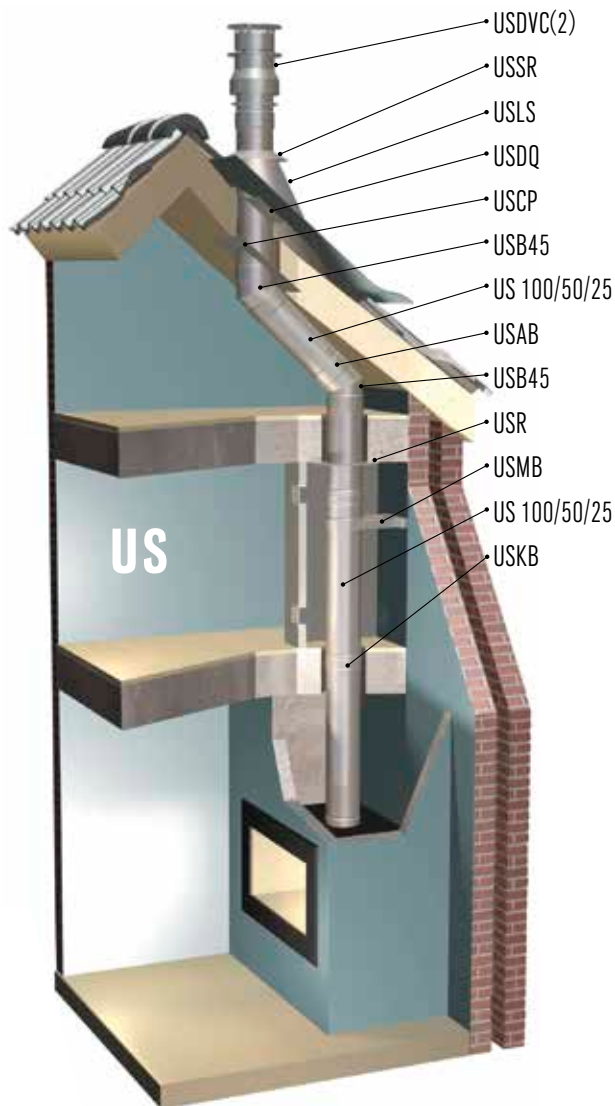
**USDHC5 10 / USDHC1 13**



**USDHC4**



**APPLICATIONS**





# GAS OPEN FIREPLACE URBAN

**CUSTOM MADE**

The URBAN collection is only produced to order and is not available from stock. Prices for adaptations are available on request. Prices for optional finishing frames and concepts are also available on request.

Fuel for the basic version is natural gas. The basic version includes the interior finish STANDARD (flat steel), white/grey pebbles or wood chips, and has radio remote control use with integrated Eco Wave function.

## DELIVERY PERIODS

Delivery periods vary depending on form and dimension. An average of 8 to 10 weeks from order confirmation can be expected for both **FIREPLACES** and any additional **CONCEPTS**.

## SPECIFICATIONS AND USE

- > traditional open fireplace system with natural or propane gas burner fuel
- > traditional classic combustion system with direct connection for natural ventilation
- > optional convection system with convection jacket
- > non-room air-independent
- > **suitable for**
  - conversions/renovations
  - new homes with ventilation type A/B/C
  - new homes with ventilation type D with optional FLUE GAS FAN and thermal rebound protection (TTB), and if necessary additional optional an electric flue gas valve and (an) air valve(s)
- > unsuitable for passive homes

## KEY TERMS

### MF 800-40 G 1S, 2S L/R, 3S, T

<b>800-40</b>	width <b>80</b> x height <b>40</b> cm fireplace/combustion opening (see technical specifications for exact dimensions)
<b>MF</b>	<b>MetalFire</b>
<b>G</b>	<b>Gas</b> burning
<b>1S</b>	<b>1</b> Side open (front model)
<b>2S L/R</b>	<b>2</b> Sides open (corner model), <b>L</b> Left side open, <b>R</b> Right side open
<b>3S</b>	<b>3</b> Sides open (3-sided open model)
<b>T</b>	<b>Tunnel</b> (see-through fireplace)
<b>3S EXT</b>	<b>3-Sided EXT</b> ended (roomdivider)

## WARRANTY TERMS

5-year guarantee for the general structure of the fireplace.

2-year guarantee for the fan, microswitches, gas valve, control and remote control, vertical ribbed cast iron panels.

No guarantee for glass. (The breakage of ceramic glass is under no circumstances covered by the manufacturer's guarantee, but rather by an all-risk home policy).

Spare parts are delivered free of charge within the guarantee period.

Any services provided outside of the guarantee period will result in an excess charge levied to cover material/work costs and travel expenses.

**All URBAN fireplaces are CE inspected and comply with EN 509 standard.**

**All URBAN fireplaces are 100% produced and assembled in Belgium.**

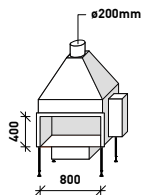


FIREPLACES

FRONT

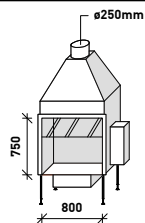
CUSTOM MADE

H 40 cm



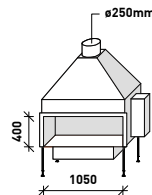
MF 800-40 G 1S

H 75 cm



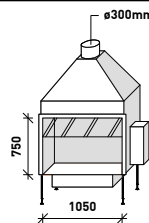
MF 800-75 G 1S

H 40 cm



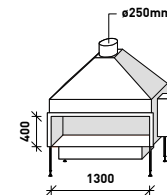
MF 1050-40 G 1S

H 75 cm



MF 1050-75 G 1S

H 40 cm

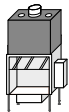


MF 1300-40 G 1S

STANDARD FINISH	6.229 €	6.753 €	6.642 €	7.318 €	6.991 €
ORIGINAL FINISH	7.178 €	8.045 €	7.691 €	8.756 €	8.140 €
DESIGN FINISH	on request	on request	on request	on request	on request
ROUND FINISH	on request	on request	on request	on request	on request
TRIANGLE FINISH	on request	on request	on request	on request	on request
WIDTH standard BURNER (pebbles)	50 cm	50 cm	80 cm	80 cm	110 cm
POWER standard BURNER (pebbles) (G20)	7,55 kW	7,55 kW	13,9 kW	13,9 kW	19,53 kW

CONVECTION CABINET (optional)

Available on request for all Urban models



all models are available for bottled/cylinder gas, LPG, propane, butane,...



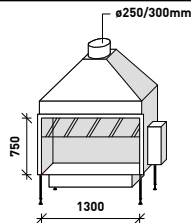
fixed glass plate (provided as standard) (PREMIUM non reflective glass is optional and on demand)

• : for optional LOGBURNER WITH CERAMIC LOGS, see. p. 84

FRONT

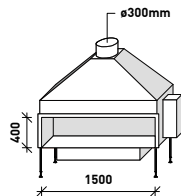
CUSTOM MADE

H 75 cm



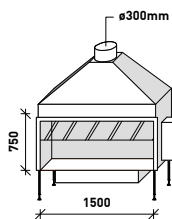
MF 1300-75 G 1S

H 40 cm



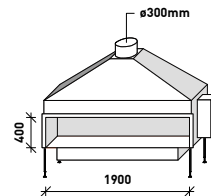
MF 1500-40 G 1S

H 75 cm



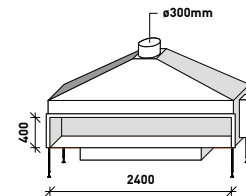
MF 1500-75 G 1S

H 40 cm



MF 1900-40 G 1S

H 40 cm

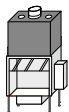


MF 2400-40 G 1S

STANDARD FINISH	7.820 €	7.310 €	8.270 €	8.094 €	8.936 €
ORIGINAL FINISH	9.403 €	8.561 €	10.004 €	9.495 €	10.588 €
DESIGN FINISH	on request	on request	on request	on request	on request
ROUND FINISH	on request	on request	on request	on request	on request
TRIANGLE FINISH	on request	on request	on request	on request	on request
WIDTH standard BURNER (pebbles)	110 cm	110 cm	110 cm	160 cm	160 cm
POWER standard BURNER (pebbles) (G20)	19,53 kW	19,53 kW	19,53 kW	21,93 kW	21,93 kW

CONVECTION CABINET (optional)

Available on request for all Urban models



all models are available for bottled/cylinder gas, LPG, propane, butane,...



fixed glass plate (provided as standard) (PREMIUM non reflective glass is optional and on demand)

• : for optional LOGBURNER WITH CERAMIC LOGS, see. p. 84


INTERIOR FINISH FIREPLACES

STANDARD FINISH



Flat steel plate (3 mm)

ORIGINAL FINISH



Vertical ribbed cast iron panels (20 mm)

DESIGN FINISH



Asymmetrical steel streaks (10 mm)

ROUND FINISH



Vertically rounded cast iron (20mm)

TRIANGLE FINISH



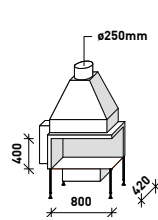
Vertically serrated cast iron (20mm)

FIREPLACES

2-SIDED

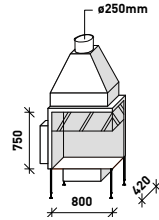
CUSTOM MADE

H 40 cm



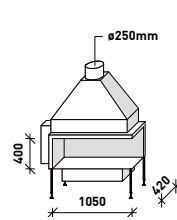
MF 800-40 G 2S L/R

H 75 cm



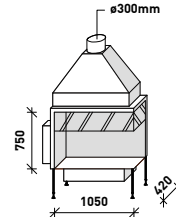
MF 800-75 G 2S L/R

H 40 cm



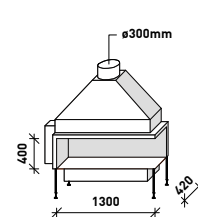
MF 1050-40 G 2S L/R

H 75 cm



MF 1050-75 G 2S L/R

H 40 cm

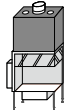


MF 1300-40 G 2S L/R

STANDARD FINISH	6.321 €	7.211 €	6.778 €	7.841 €	7.174 €
ORIGINAL FINISH	7.070 €	8.210 €	7.627 €	8.988 €	8.122 €
DESIGN FINISH	on request	on request	on request	on request	on request
ROUND FINISH	on request	on request	on request	on request	on request
TRIANGLE FINISH	on request	on request	on request	on request	on request
WIDTH standard BURNER (pebbles)	50 cm	50 cm	80 cm	80 cm	110 cm
POWER standard BURNER (pebbles) (G20)	7,55 kW	7,55 kW	13,9 kW	13,9 kW	19,53 kW

CONVECTION CABINET (optional)

Available on request for all Urban models



all models are available for bottled/cylinder gas, LPG, propane, butane,...



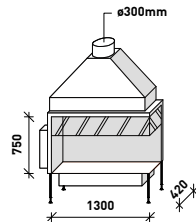
fixed glass plate (provided as standard) (PREMIUM non reflective glass is optional and on demand)

• : for optional LOGBURNER WITH CERAMIC LOGS, see. p. 84

2-SIDED

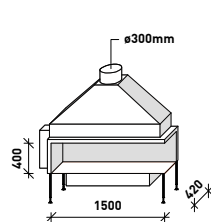
CUSTOM MADE

H 75 cm



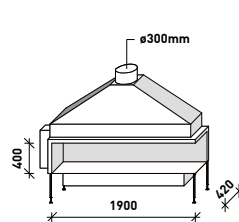
MF 1300-75 G 2S L/R

H 40 cm



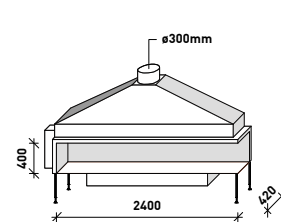
MF 1500-40 G 2S L/R

H 40 cm



MF 1900-40 G 2S L/R

H 40 cm

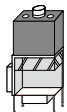


MF 2400-40 G 2S L/R

STANDARD FINISH	8.414 €	7.539 €	8.414 €	9.349 €
ORIGINAL FINISH	9.706 €	8.589 €	9.612 €	10.798 €
DESIGN FINISH	on request	on request	on request	on request
ROUND FINISH	on request	on request	on request	on request
TRIANGLE FINISH	on request	on request	on request	on request
WIDTH standard BURNER (pebbles)	110 cm	110 cm	160 cm	160 cm
POWER standard BURNER (pebbles) (G20)	19,53 kW	19,53 kW	21,93 kW	21,93 kW

CONVECTION CABINET (optional)

Available on request for all Urban models



all models are available for bottled/cylinder gas, LPG, propane, butane,...



fixed glass plate (provided as standard) (PREMIUM non reflective glass is optional and on demand)

• : for optional LOGBURNER WITH CERAMIC LOGS, see. p. 84


INTERIOR FINISH FIREPLACES

STANDARD FINISH



Flat steel plate (3 mm)

ORIGINAL FINISH



Vertical ribbed cast iron panels (20 mm)

DESIGN FINISH




Asymmetrical steel streaks (10 mm)

ROUND FINISH



Vertically rounded cast iron (20mm)

TRIANGLE FINISH



Vertically serrated cast iron (20mm)

HAARDEN

TUNNEL

CUSTOM MADE

	H 40 cm	H 75 cm	H 40 cm	H 75 cm	H 40 cm
Vaste glasplaat aan 1 zijde	<b>MF 800-40 G T</b>	<b>MF 800-75 G T</b>	<b>MF 1050-40 G T</b>	<b>MF 1050-75 G T</b>	<b>MF 1300-40 G T</b>
STANDARD FINISH	7.084 €	7.851 €	7.622 €	8.650 €	8.097 €
ORIGINAL FINISH	7.561 €	8.488 €	8.098 €	11.724 €	8.573 €
DESIGN FINISH	on request	on request	on request	on request	on request
ROUND FINISH	on request	on request	on request	on request	on request
TRIANGLE FINISH	on request	on request	on request	on request	on request
WIDTH standard BURNER (pebbles)	50 cm	50 cm	80 cm	80 cm	110 cm
POWER standard BURNER (pebbles) (G20)	7,55 kW	7,55 kW	13,9 kW	13,9 kW	19,53 kW

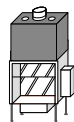
TUNNEL

CUSTOM MADE

	H 75 cm	H 40 cm	H 40 cm	H 40 cm
Vaste glasplaat aan 1 zijde	<b>MF 1300-75 G T</b>	<b>MF 1500-40 G T</b>	<b>MF 1900-40 G T</b>	<b>MF 2400-40 G T</b>
STANDARD FINISH	9.387 €	8.517 €	9.457 €	10.506 €
ORIGINAL FINISH	10.024 €	8.8994 €	9.933 €	10.983 €
DESIGN FINISH	on request	on request	on request	on request
ROUND FINISH	on request	on request	on request	on request
TRIANGLE FINISH	on request	on request	on request	on request
WIDTH standard BURNER (pebbles)	110 cm	110 cm	160 cm	160 cm
POWER standard BURNER (pebbles) (G20)	19,53 kW	19,53 kW	21,93 kW	21,93 kW

CONVECTION CABINET (optional)

Available on request for all Urban models



all models are available for bottled/cylinder gas, LPG, propane, butane,...



fixed glass plate (provided as standard) (PREMIUM non reflective glass is optional and on demand)

• : for optional LOGBURNER WITH CERAMIC LOGS, see. p. 84


INTERIOR FINISH FIREPLACES

STANDARD FINISH



Flat steel plate (3 mm)

ORIGINAL FINISH



Verticaal geribde gietijzeren lamellen (20 mm)

DESIGN FINISH



Asymmetrical steel streaks (10 mm)

ROUND FINISH



Vertically rounded cast iron (20mm)

TRIANGLE FINISH



Vertically serrated cast iron (20mm)



HAARDEN

H 40 cm

H 40 cm

H 40 cm

H 40 cm

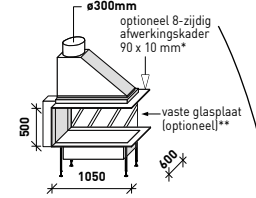
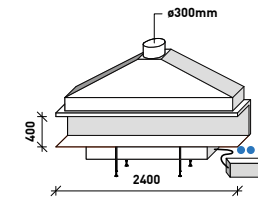
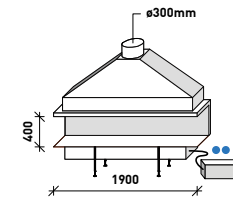
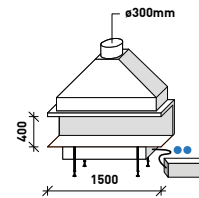
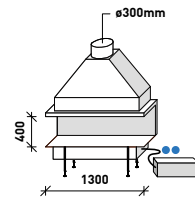
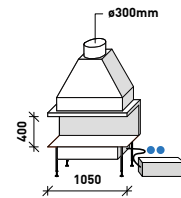
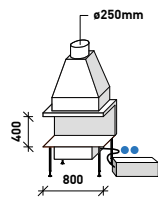
H 40 cm

H 40 cm

H 50 cm

3-SIDED OPEN

CUSTOM MADE



MF 800-40 G 3S

MF 1050-40 G 3S

MF 1300-40 G 3S

MF 1500-40 G 3S

MF 1900-40 G 3S

MF 2400-40 G 3S

MF 1050-600-50 G 3S EXT

STANDARD INTERIEUR	6.683 €	7.095 €	7.446 €	7.767 €	8.700 €	9.692 €	on request
ORIGINAL INTERIEUR	7.235 €	7.745 €	8.195 €	8.614 €	9.698 €	10.938 €	on request
DESIGN INTERIEUR	on request	on request	on request	on request	on request	on request	on request
ROUND INTERIEUR	on request	on request	on request	on request	on request	on request	on request
TRIANGLE INTERIEUR	on request	on request	on request	on request	on request	on request	on request
WIDTH standard BURNER (pebbles)	50 cm	80 cm	110 cm	110 cm	160 cm	160 cm	80 cm
POWER standard BURNER (pebbles) (G20)	7,55 kW	13,9 kW	19,53 kW	19,53 kW	21,93 kW	21,93 kW	13,9 kW

FIREPLACE ADAPTATIONS to suit situation on site

Adaptations flue

Flue in adapted diameter (A)	on request	Verhoogde rookvang (C)	on request
Angled damper smoke valve (B)	on request	Asymmetrische rookvang (D)	on request

Combination of (B) and/or (C) and/or (D) **on request**

Fireplace structure in 2 parts (for transport): fireplace and hood **on request**

Combination of (B) and/or (C) and/or (D) **on request**

Adaptations ventilation

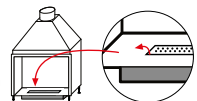
Lateral air supply connection **on request**

CUSTOM MADE



Lowered aeration tray (direct aeration) under the fireplace base in case of limited installation depth between 125 and 185mm.

CUSTOM MADE



no extra charge

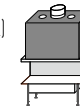
•• technical box 45x20x14 cm (must be accessible)

• : for optional LOGBURNER WITH CERAMIC LOGS, see. p. 84

\* optional 8-sided finishing frame, 90x10 mm: on request  
 \*\* optional fixed glass plate: on request (for optional ceramic logs and log burner 80 cm: see p. 84)


CONVECTION CABINET (optional)

Available on request for all Urban models



all models are available for bottled/cylinder gas, LPG, propane, butane,...

**FIREPLACE OPTIONS**

Propane gas option  **no supplement**

Technical box on the right-hand side (where left is standard) **no supplement**


**CERAMIC LOGS AND LOGBURNER**

Logburner length 50 cm (13,94 kW) + ceramic logs Smoke style\* (7 pieces) /Classic style\*\* (13 pieces) **412 €**

Logburner length 80 cm (18,73 kW) + ceramic logs Smoke style\* (10 pieces) /Classic style\*\* (19 pieces) **464 €**

Logburner length 110 cm (19,79 kW) + ceramic logs Smoke style\* (14 pieces) /Classic style\*\* (25 pieces) **515 €**

Additional ceramic logs Classic style in XXL format (4 pieces)\*\*\* **+412 €**



**Built-up FIRE GRID GAS + CERAMIC LOGS AND LOGBURNER (to replace the standard flush burner)**


Fire Grid Gas 80 cm + Logburner length 50 cm + ceramic logs Smoke style\*/Classic style\*\* **1.391 €**

Fire Grid Gas 110 cm + Logburner length 80 cm + ceramic logs Smoke style\*/Classic style\*\* **1.803 €**

Additional ceramic logs in XL format (4 pieces)\*\*\* **+412 €**



AVAILABLE PROFILES



The FIRE GRID GAS is also available as a separate item for existing fireplaces, see METALFORMS collection p. 94

**BURNER FINISH**

**WHITE-GREY PEBBLES**



**WOODCHIPS**



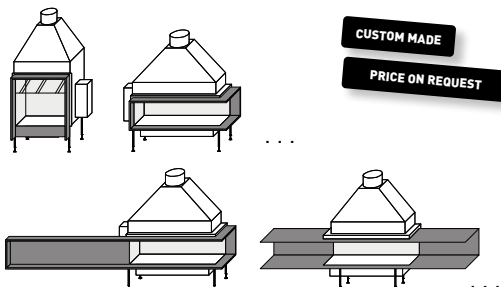
**CERAMIC LOGS SMOKE STYLE\***



**CERAMIC LOGS CLASSIC STYLE\*\***



**FINISHING FRAMES AND CONCEPTS**



**CUSTOM MADE**

**PRICE ON REQUEST**

**FINISHING FRAMES** 90 x 10 mm and **CONCEPTS** available as standard or made to measure. Price provided on request by email at calculation@metalfire.eu. See MADE-TO-MEASURE p. 87

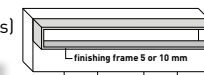
**OPTIONS FOR VENTILATION & FLUE**

**OPTIONS FOR VENTILATION**

AIRBOX-convection set (2x Airboxlight, 1x Airboxdoor, 5m flexible, 4x locking band) **509 €**

MADE-TO-MEASURE CONVECTION AIR SLOT + MOUNTING BRACKET(S)  
The method of mounting (wall, ceiling,...) and dimensions for the wall bracket(s) must be specified with the order.  
For prices, please send your plan/draft/design to calculation@metalfire.eu

**CUSTOM MADE**



**on request**

Fresh air fan + manual speed control

DUCT FAN (indoor use)		<b>742 €</b>
-----------------------	---	--------------

BOX FAN (outdoor use)		<b>742 €</b>
-----------------------	---	--------------

**OPTIONS FOR FLUE**

**FLUE GAS FANS** (diameter of the connection plate 200/250/300mm to be specified when ordering)

**RSG 200** smoke extractor for mounting on façade, **EFC21** automatic speed controller **2.131 €**

**RSG 250** smoke extractor for mounting on façade, **EFC21** automatic speed controller **2.405 €**

**RSVG200** smoke extractor for mounting on roof/chimney, **EFC21** autom. speed controller, safety switch, connection plate (anti-vibration) **2.724 €**






**RSVG250** smoke extractor for mounting on roof/chimney, **EFC21** autom. speed controller, safety switch, connection plate (anti-vibration) **3.001 €**

**RSVG315** smoke extractor for mounting on roof/chimney, **EFC21** autom. speed controller, safety switch, connection plate (anti-vibration) **3.621 €**

**heat resistant electrical cable 7G 1,5 mm<sup>2</sup>** (silicone cable, max. 180°C), to run from fireplace (technical box) to smoke extractor **8 €/meter**

**THERMOCOUPLE PROTECTION DEVICE (TTB)** integrated in the fireplace hood (required in combination with FLUE GAS FAN for buildings with balanced ventilation) **423 €**

### ELECTRIC CLOSING SMOKE VALVES & FRESH AIR VALVES

Electrical smoke damper	Ø200	963 €
	Ø250	1.1009 €
	Ø300	1.061 €
	Ø350	1.318 €
Electrical smoke damper Ø150	1 single piece	588 €
	1 double piece	819 €
	2 single pieces	995 €
		
Electrical smoke damper + 1 single electrical fresh air valve Ø150	Ø200	1.427 €
	Ø250	1.479 €
	Ø300	1.525 €
Electrical smoke damper + 1 double electric fresh air valve Ø150	Ø250	1.921 €
	Ø300	1.973 €
	Ø350	2.019 €
Electrical smoke damper + 2 single electric fresh air valves Ø150	Ø250	2.097 €
	Ø300	2.148 €
	Ø350	2.194 €

### CLEANING PRODUCTS

Heat resistant paint/spray, Black 601, 400 ml (12 item box)	248 €
---	-------

### SPARE PARTS

Cold handle/door key	16 €
Remote control	106 €



### FIRST AID

#### CUSTOMER SUPPORT

The customer service department is at the heart of our after-sales service. You can direct all your questions here. If necessary, they will refer you to the most appropriate person.

+32 (0)9 261 51 95

#### CALCULATIONS

In addition to the equipment price and standard design concepts which you will find noted in this price list, you can also contact our calculation service. Our calculations department will help you with your offers for both made to measure equipment and for the design of made to measure fireplaces.

+32 (0)9 261 51 92 — [calculation@metalfire.eu](mailto:calculation@metalfire.eu)

#### ORDERS

This department centralizes and manages orders. Incoming orders are included in the production schedule. You will then receive an order confirmation with a specific delivery timescale. This department is also available for product status updates.

+32 (0)9 261 51 95 — [order@metalfire.eu](mailto:order@metalfire.eu)

#### PROJECT ENGINEERING

All made to measure components are designed by our project engineers. These 3D drawings are then sent to the customer for confirmation. After confirmation, these primary designs are turned into finalised production drawings.

+32 (0)9 261 51 99 — [robby.viaene@metalfire.eu](mailto:robby.viaene@metalfire.eu) - [kristof.de.groote@metalfire.eu](mailto:kristof.de.groote@metalfire.eu)

#### AFTER SALES SUPPORT

For technical questions after placement, service and any call outs, you can contact our customer service department.

+32 (0)9 261 53 08 — [service@metalfire.eu](mailto:service@metalfire.eu)

#### MARKETING

Our marketing department is able to provide you with photographic material, logos etc. They can also help you with explanations on participation in fairs, advertisements, applications for POS material and lettering for company vehicles.

— [marketing@metalfire.eu](mailto:marketing@metalfire.eu)

#### FINANCE

You can go to our finance department for questions regarding payments and invoicing.

— [finance@metalfire.eu](mailto:finance@metalfire.eu)

#### SUPPORT

You can contact our technical & sales support for any advice or questions surrounding the technicality of the product before placing your order. This can range from monitoring your information plan to information on the flue, dimensions and specifics of our models

— [support@metalfire.eu](mailto:support@metalfire.eu)

### TECHNICAL DRAWINGS

All drawings for UNIVERSAL fireplaces can be downloaded in PDF, DWG and STEP (3D) format from [www.metalfire.eu](http://www.metalfire.eu). Drawings for made to measure parts are made after the order, before final production and will be presented for approval at least 4 weeks before delivery.



# MADE-TO-MEASURE

87

**CUSTOM MADE**

*Metalfire*



**MADE-TO-MEASURE IS OUR COMPETENCE**



# MADE-TO-MEASURE

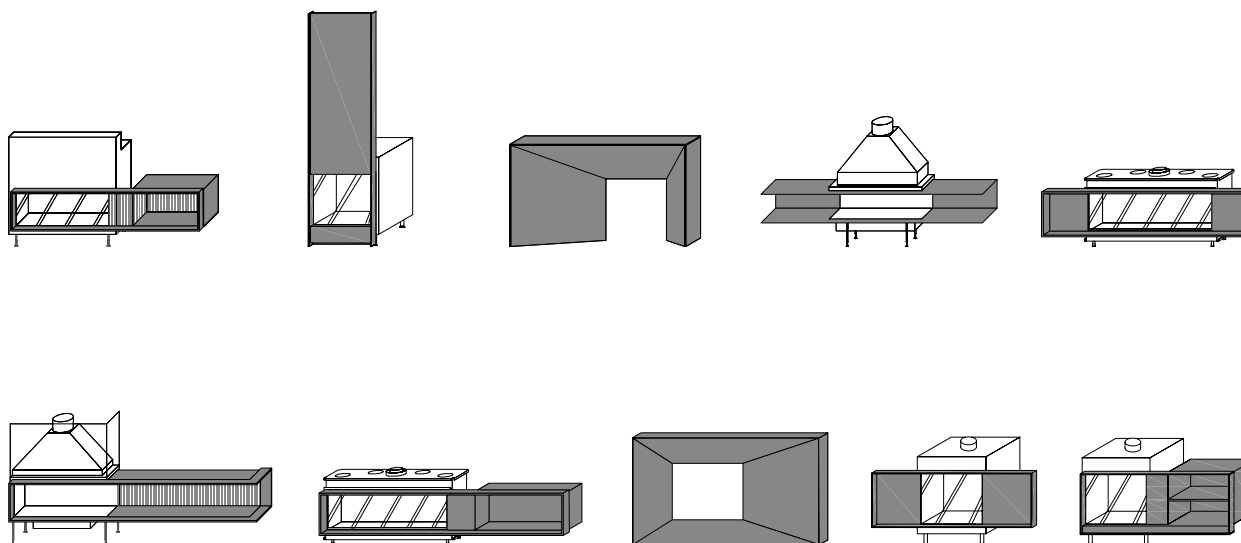
## A UNIQUE APPEAL

Our Metalfire collection is complemented by the additional MADE-TO-MEASURE solutions, finishing frames, concepts, floor plates, wood storage, ... These items are produced based on the design provided by the customer/architect/interior designer.

The technical department always presents the production plan to the customer for approval, after which these unique pieces are manufactured by the skilled craftsmen in our workshop. This gives a unique appeal to the products, which simply cannot be obtained through automated production processes.

**CUSTOM MADE**

**PRICE ON REQUEST**







# ACCESSORIES

92 AIRBOX

94 METALFORMS

*Metalfire*

# AIRBOX COLLECTION

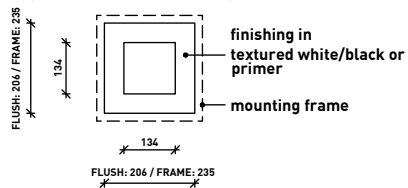
## FOR CONVECTION AIR EXHAUST AND AMBIENT AIR SUPPLY

A heat-resistant lighting fixture is available for the discharge of recovery heat having a nozzle for connecting the flexible duct, the so-called AIRBOXLIGHT. In this way, the disturbing sight of the classical grid is definitely something of the past, and an adequate efficiency and a good functioning of the hearth installation are guaranteed in a subtle manner. The taut, square-shaped fixture can be mounted on a mounting frame (FRAME version) or fully integrated flush with the wall thanks to the plastering frame supplied (FLUSH version). One can opt for a primer lacquer (PRIMER version) as a finishing coat that will be painted later on together with the entire wall by the painter, or for a white structure paint (WHITE STRUCTURED / BLACK STRUCTURED version)

The AIRBOX DOOR is available as an accessory, that is appropriate for supplying ambient air, and is provided with a subtle access door for the gas tap. Since this element will be installed right above the floor, no lighting fixture is fitted.

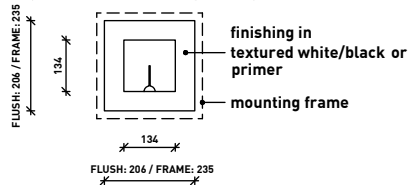
### AIRBOXLIGHT FRAME or FLUSH

(FOR CONVECTION AIR EXHAUST)



### AIRBOXDOOR FRAME or FLUSH

(FOR AMBIENT AIR SUPPLY/GAS TAP)



airboxdoor



airboxlight



primer



white structured paint



black structured paint

### AIRBOXLIGHT/AIRBOXDOOR

#### MODELS

**AIRBOXLIGHT FRAME/FLUSH** for convection air exhaust (light armature 220V incl.) 176 €

**AIRBOXDOOR FRAME/FLUSH** for ambient air supply/gas tap 126 €

PLEASE SPECIFY FINISHING WITH THE ORDER:

- **FRAME** (build up) or **FLUSH** (build in)
- Finishing: PRIMER, WHITE STRUCTURED PAINT, or BLACK STRUCTURED PAINT






# METALFORMS®

Apart from our collection of architectural fireplaces, Metalfire also boasts a complete line of accessories under the name of METALFORMS. These accessories comprise tools to be used in and around your fireplace, as well as design fire baskets. Info: see [www.metalfire.eu](http://www.metalfire.eu).

## FIRE GRID

Prices of other sizes provided on request



FG. 01			width 50 cm depth 35 cm	<b>639 €</b> (excl. 21% VAT)
			width 80 cm depth 46 cm	<b>927 €</b> (excl. 21% VAT)
FG. 02			width 50 cm depth 37,5 cm	<b>639 €</b> (excl. 21% VAT)
			width 80 cm depth 46 cm	<b>927 €</b> (excl. 21% VAT)
FG. 03			width 50 cm depth 37,5 cm	<b>639 €</b> (excl. 21% VAT)
			width 80 cm depth 46 cm	<b>927 €</b> (excl. 21% VAT)
FG. 04			width 50 cm depth 35 cm	<b>639 €</b> (excl. 21% VAT)
			width 80 cm depth 46 cm	<b>927 €</b> (excl. 21% VAT)
FG. 05			width 50 cm depth 35 cm	<b>639 €</b> (excl. 21% VAT)
			width 80 cm depth 46 cm	<b>927 €</b> (excl. 21% VAT)



## FIRE GRID GAS

Prices of other sizes provided on request



		FG. 01
		FG. 02
		FG. 03
FIRE GRID GAS 80 cm + Logburner length 50cm + ceramic logs Smoke style/Classic style, technical box is built-in		<b>3.605 €</b> (excl. 21% VAT)
FIRE GRID GAS 110 cm + Logburner length 80cm + ceramic logs Smoke style/Classic style, technical box is built-in		<b>4.002 €</b> (excl. 21% VAT)
Additional ceramic logs (Smoke style) in XL format (4 items)		<b>+454 €</b> (excl. 21% VAT)



**ANEMONE**

WOOD SMALL (AN.S) Ø 57 cm x H 50 cm, 50 kg	507 € (excl. 21% VAT)
WOOD MEDIUM (AN.M) Ø 68 cm x H 57 cm, 70 kg	677 € (excl. 21% VAT)
WOOD EXTRA-LARGE (AN.XL) Ø 145 cm x H 89 cm, 350 kg	2.975 € (excl. 21% VAT)
BIO-ETHANOL (AN.BIO) Ø 55 cm x H 51 cm, 50 kg	1.869 € (excl. 21% VAT)

\* bio-ethanol burner 2,5L, AB3 + glass safety protection, lighter, ... included



BIO-ETHANOL



WOOD SMALL



WOOD MEDIUM



WOOD EXTRA LARGE



WOOD EXTRA LARGE



# AFTER SALES

98 SERVICEBOX

*Metalfire*

# SERVICE BOX

The Service Box contains replacement parts for our 3 types of gas fireplaces:

- Avenue Direct Ignition
- Avenue OxyPilot (pilot flame)
- Urban open gas fireplace





## Avenue DI (Direct Ignition)

Main gas valve ESYS DI	V000197	<b>A.</b>	1 x € 89,00/pc
Receiver modul ESYS DI	V000200	<b>B.</b>	1 x € 125,00/pc
Burner modul ESYS DI	V000196	<b>C.</b>	1 x € 94,00/pc
Remote control black CVI/ESYS	V000150	<b>D.</b>	1 x € 102,00/pc
2 <sup>nd</sup> gasvalve NO CVI/ESYS DI	V000199	<b>E.</b>	1 x € 112,00/pc
Ignition electrode DI	V000202	<b>H.</b>	3 x € 49,00/pc
Detection electrode DI	V000203	<b>G.</b>	3 x € 18,00/pc
Small parts Avenue DI	V000208	<b>M.</b>	1 x € 20,00/pc


## Avenue OP (OxyPilot)

Main gas valve ESYS OP	V000147	<b>A.</b>	1 x € 94,00/pc
Receiver modul ESYS OP	V000148	<b>B.</b>	1 x € 125,00/pc
Burner modul ESYS OP	V000145	<b>C.</b>	1 x € 102,00/pc
Remote control black CVI/ESYS	V000150	<b>D.</b>	1 x € 102,00/pc
2 <sup>nd</sup> gasvalve NC CVI/ESYS OP	V000122	<b>E.</b>	1 x € 100,67/pc
Pilot flame NG 1,5 m		<b>I.</b>	2 x € 85,60/pc
Pilot flame LPG 1,5 m	AVNOPLPG15	<b>I.</b>	1 x € 85,60/pc
Gas valve connection parts	V000209	<b>K.</b>	1 x € 15,00/pc
Small parts Avenue OP	V000207	<b>L.</b>	1 x € 20,00/pc

## Avenue OP (OxyPilot)

Main gas valve ESYS OP	V000147	<b>A.</b>	1 x € 94,00/pc
Receiver modul ESYS OP	V000149	<b>B.</b>	1 x € 125,00/pc
Burner modul ESYS OP	V000145	<b>C.</b>	1 x € 102,00/pc
Remote control black CVI/ESYS	V000150	<b>D.</b>	1 x € 102,00/pc
Crimping pliers	V000201	<b>F.</b>	1 x € 319,00/pc
Pilot flame NG 1 m	URBOPNG10	<b>J.</b>	2 x € 85,60/pc
Pilot flame LPG 1 m	URBOPLPG10	<b>J.</b>	1 x € 85,60/pc
Small parts Urban	V000206	<b>N.</b>	1 x € 20,00/pc

**SERVICEBOX selling price = € 1500**





**ARCHITECTURAL  
FIREPLACES**

ARE AT  
THE HEART OF  
OUR BUSINESS

# OPTIMIZING PERFORMANCE

## OPERATIONAL EXCELLENCE

ALONG THE ENTIRE VALUE CHAIN,  
ON A GLOBAL SCALE

A lot goes into the creation of our signature architectural fireplaces. **Striving for excellence** with each step taken - from research and development to product testing and delivery, we know that keeping our international distributors involved in the entire process ensures that our product **always** meets local needs.

### RESEARCH AND DEVELOPMENT INFUSED WITH INNOVATION

**Research and development** is fundamental when creating fireplaces that perform better, look better, and are better for the environment; but it's innovation that takes it to a whole new level. Innovative design is one of Metalfire's key distinguishing features. The **Metalfire Innovation Centre** is home to our purposefully trained engineers, architects and product developers; working together to realise Metalfire's greatest dreams. Whilst this centre is located in Belgium, we at Metalfire believe that distance is no object. We therefore promise to work closely with our customers worldwide to gain insight into their needs whilst ensuring that our exclusive partners play an integral part in the innovation process.

### PRODUCTS THAT MEET THE HIGHEST STANDARDS

Our rigorous production processes are determined by the highest of standards. **Product compliance** is absolutely fundamental for our wood, gas and bioethanol fireplaces. Through every stage of production, our fireplaces are subjected to the most exacting, analytical and functional testing. Complimented by thoughtful quality management, mindful always of meeting strict regulatory standards, we are able to deliver the highest quality fireplaces to all of our international partners and their customers.

## A PERFECTLY ATTUNED SUPPLY CHAIN

With everything we do here at Metalfire, we are always conscious of where our fireplaces are going; in terms of our distributors and our end customers. That's why we are committed to creating a perfectly attuned supply chain that does not only meet our **resellers' needs** when they arise, but also our **customers' needs** as they evolve. We believe that this symbiotic production process allows both Metalfire and our partners to achieve **elevated efficiency and customer satisfaction** levels.

## SOCIAL RESPONSIBILITY; RESPECTING PEOPLE AND PLANET

Optimal performance isn't just about making the best products; it's also about doing it in a sustainable, durable way. That's why here at Metalfire we are continuously striving to minimise our environmental impact. We promise that both people and planet will always play a central role in our innovation process; allowing us to create both environmentally sensitive products and meaningful relationships with our employees, partners and customers.



# STRENGTHENING PARTNERSHIPS

## HELPING DEALERSHIPS MASTER THE MARKET

Customer needs are inherently dynamic and whilst desires and preferences change, entirely new needs are constantly arising. To help our partners deal with this demand, we provide the fundamental **marketing support** needed to secure long-term success. Qualitative Point of Sale materials, illuminating market insights and a brand platform that always delivers will help our partners to do this with maximum efficacy. In turn, we are always open to our partners' feedback and insights.

### MARKET AND CONSUMER DRIVEN INSIGHTS

To help our partners handle their ever-changing **customer needs**, we are dedicated to sharing our expansive marketing and consumer expertise. Regional research and development managers ensure that **local market relevance** of development activities is always up to scratch. Of course, we will also listen extensively to our partners for their respective insights. In the end, our goal is to evolve to into a **close partnership**, where both parties are able to inspire each other to deliver exactly what the customer desires.

### QUALITATIVE POINT OF SALE MATERIALS

Having access to market driven insights is one thing, but being able to display your products with maximum efficacy is another. That's why here at Metalfire we are dedicated to supporting our exclusive partners with our qualitative point of sale materials. This will not only ensure a **consistent brand experience** across dealers in all locations, but will further strengthen the Metalfire brand as a whole.

### A STORY THAT REMAINS UNIQUE

Throughout our marketing efforts and activities, our **unique value proposition** remains clear and consistent. Metalfire will always be about **qualitative architectural fireplaces** – nothing less, nothing more. This makes sure that Metalfire's distinctive brand value will endure.

# ADDITIONAL SERVICES

## SUPPORTING DEALER AND END-CUSTOMER

Apart from the delivery of our meticulous standard and made to measure fireplaces, Metalfire seeks to add more value to the process through additional support services, and this both to the dealer and the end customer. Local account managers and our customer centric department provides full support.

### CALCULATION SUPPORT

Alongside our standard fireplaces, Metalfire has a tradition of made to measure fireplaces whose beauty lies in their architectural individuality. However, the sheer diversity of these products can often mean that a price setting is difficult to locate. To help our partners tackle these challenges, Metalfire is dedicated to providing a comprehensive calculation support service, so that even the most unique product can be easily priced.

### AFTER SALES SUPPORT

We want our customers to get gain maximum pleasure from their fireplaces. That's why we are dedicated to providing an extensive after sales support service which caters to both customer and partner.

### TECHNICAL SUPPORT

A Metalfire fireplace is no ordinary consumer product; both the selling and installation process require a myriad of specialized knowledge and technical skills. That's why Metalfire is committed to providing its partners with extensive and comprehensive technical support to ensure a seamless process, every time.

# FIRST AID

### CUSTOMER SUPPORT

The customer service department is at the heart of our after-sales service. You can direct all your questions here. If necessary, they will refer you to the most appropriate person.

+32 (0)9 261 51 95

### CALCULATIONS

In addition to the equipment price and standard design concepts which you will find noted in this price list, you can also contact our calculation service. Our calculations department will help you with your offers for both made to measure equipment and for the design of made to measure fireplaces.

+32 (0)9 261 51 92 — [calculation@metalfire.eu](mailto:calculation@metalfire.eu)

### ORDERS

This department centralizes and manages orders. Incoming orders are included in the production schedule. You will then receive an order confirmation with a specific delivery timescale. This department is also available for product status updates.

+32 (0)9 261 51 95 — [order@metalfire.eu](mailto:order@metalfire.eu)

### PROJECT ENGINEERING

All made to measure components are designed by our project engineers. These 3D drawings are then sent to the customer for confirmation. After confirmation, these primary designs are turned into finalised production drawings.

+32 (0)9 261 51 99 — [robby.viaene@metalfire.eu](mailto:robby.viaene@metalfire.eu)  
— [kristof.de.groote@metalfire.eu](mailto:kristof.de.groote@metalfire.eu)

### AFTER SALES SUPPORT

For technical questions after placement, service and any call outs, you can contact our customer service department.

+32 (0)9 261 53 08 — [service@metalfire.eu](mailto:service@metalfire.eu)

### MARKETING

Our marketing department is able to provide you with photographic material, logos etc. They can also help you with explanations on participation in fairs, advertisements, applications for POS material and lettering for company vehicles.

— [marketing@metalfire.eu](mailto:marketing@metalfire.eu)

### FINANCE

You can go to our finance department for questions regarding payments and invoicing.

— [finance@metalfire.eu](mailto:finance@metalfire.eu)

### SUPPORT

You can contact our technical & sales support for any advice or questions surrounding the technicality of the product before placing your order. This can range from monitoring your information plan to information on the flue, dimensions and specifics of our models

— [support@metalfire.eu](mailto:support@metalfire.eu)

# PROUD TO BE

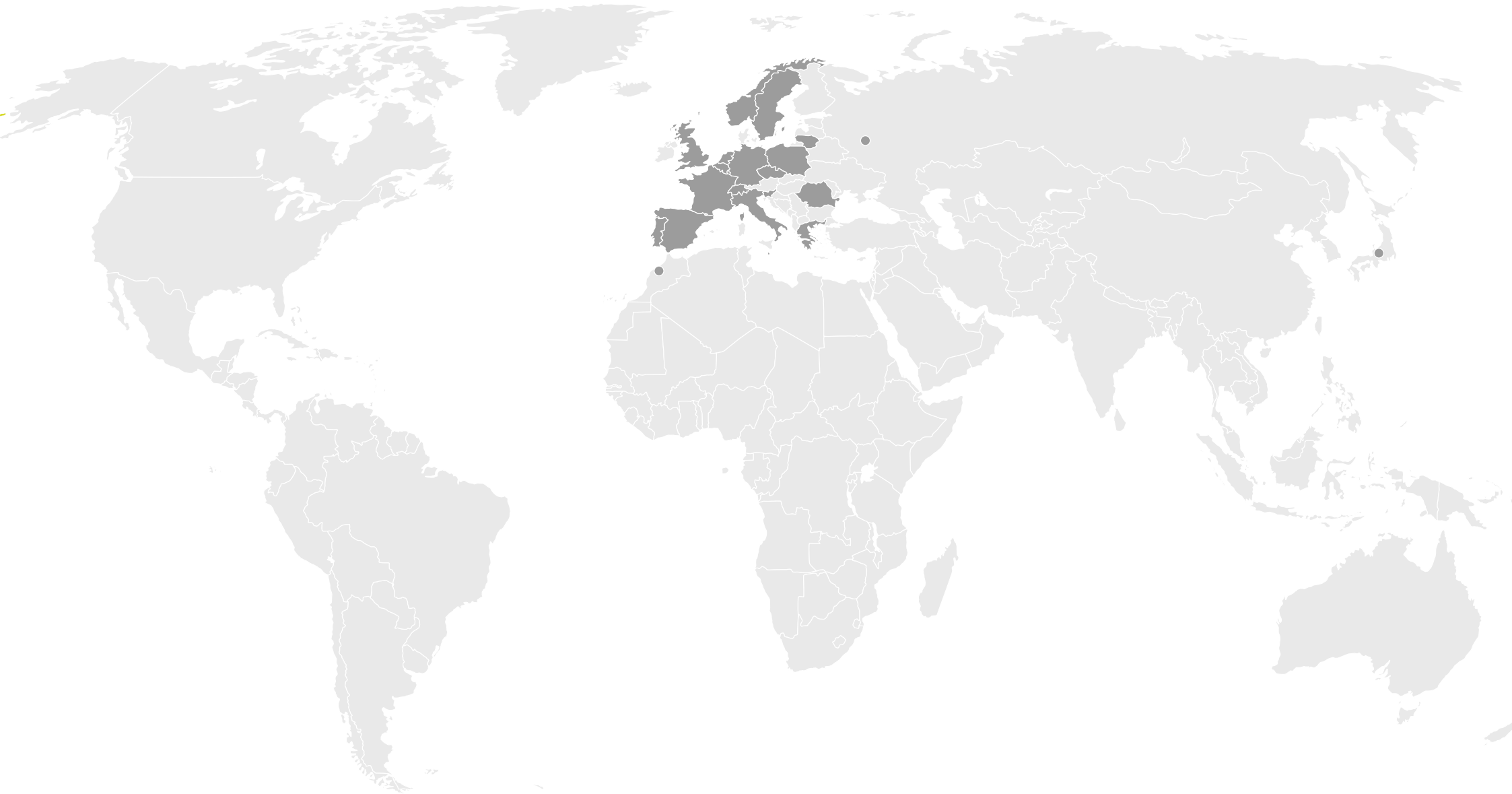
# 100%

# “MADE IN BELGIUM”


While we take great pride in having our fireplaces produced locally in Belgium, we also rely on our partners to take them to a global audience. Together, we want to continue to make our fireplaces a 'local global success', benefitting our partners, Metalfire and – of course – fireplace enthusiasts around the globe.




LOCALLY MADE,  
**GLOBALY ENJOYED**



# NOTES





# NOTES




Metalfre

RECOGNISE THE ORIGINAL

Metalfire+ BV  
Noorwegenstraat 28  
9940 Evergem-Belgium  
+32 (0) 9 261 51 90

info@metalfire.eu  
  metalfire.eu

Metalfire+ preserves the right to modify specifications and prices without previous notice and is not liable for printing errors



**Architectural  
Fire  
Places**

*Metalfire*

MADE IN BELGIUM 